

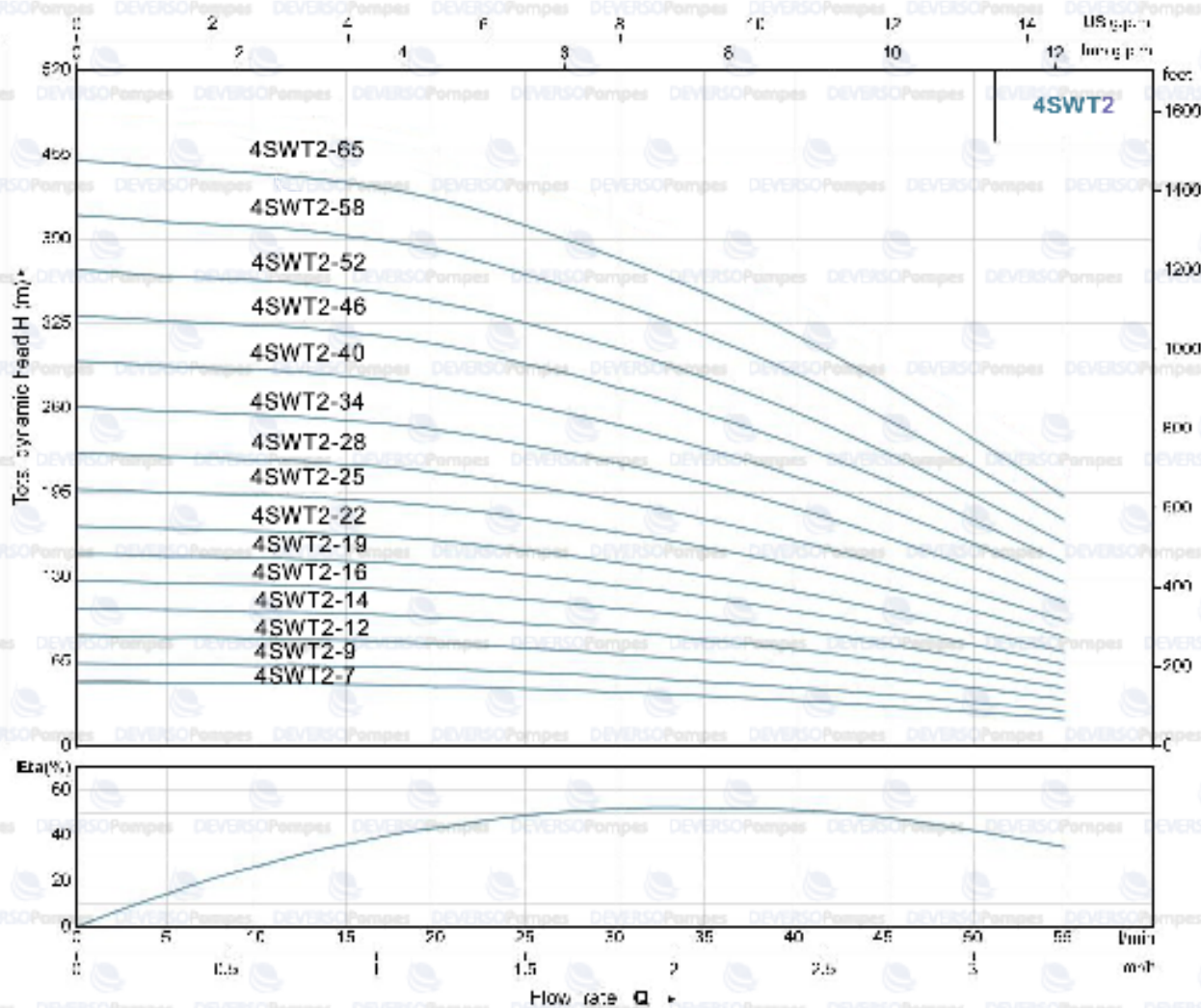




DEVERSO **Pompes**

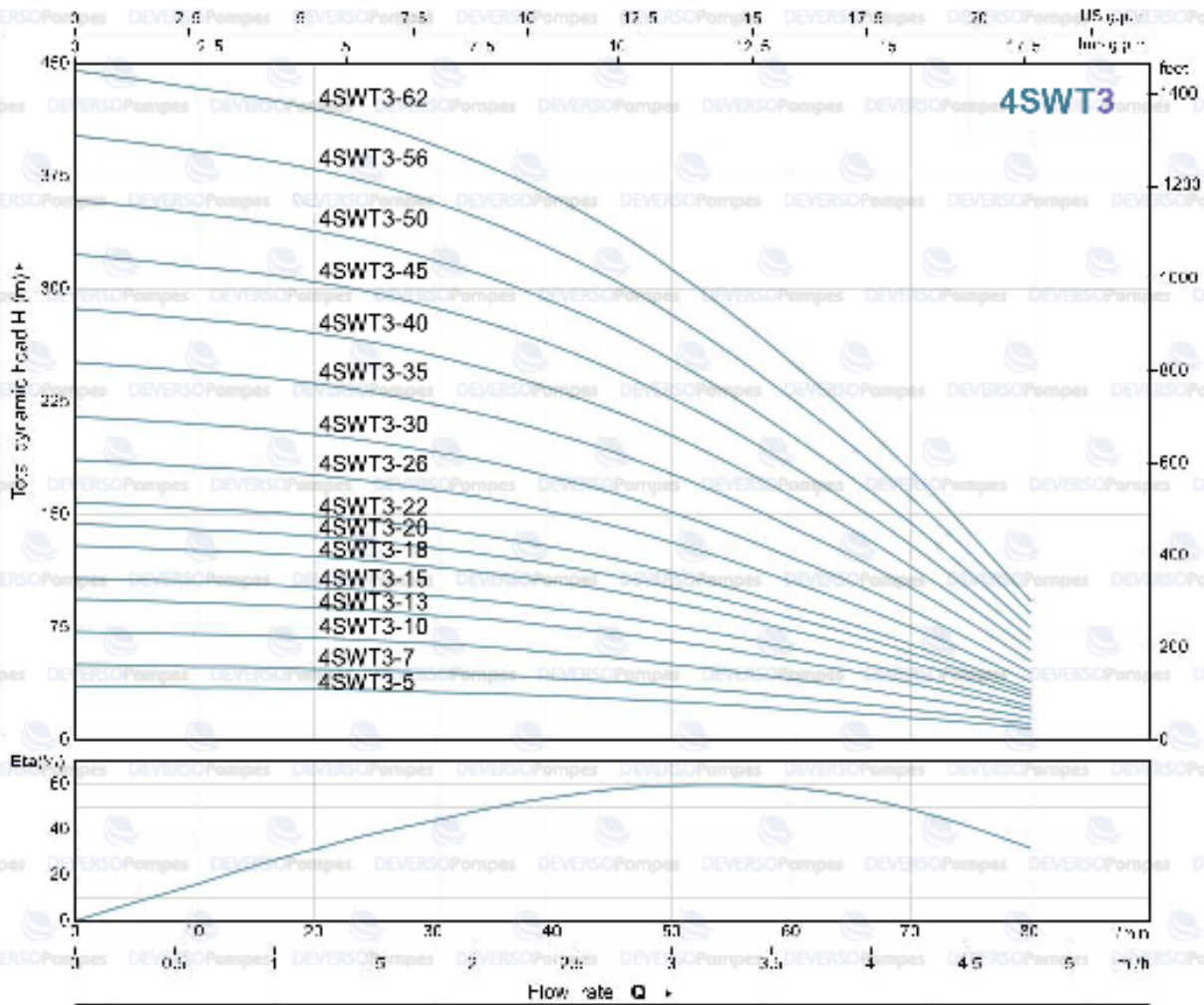






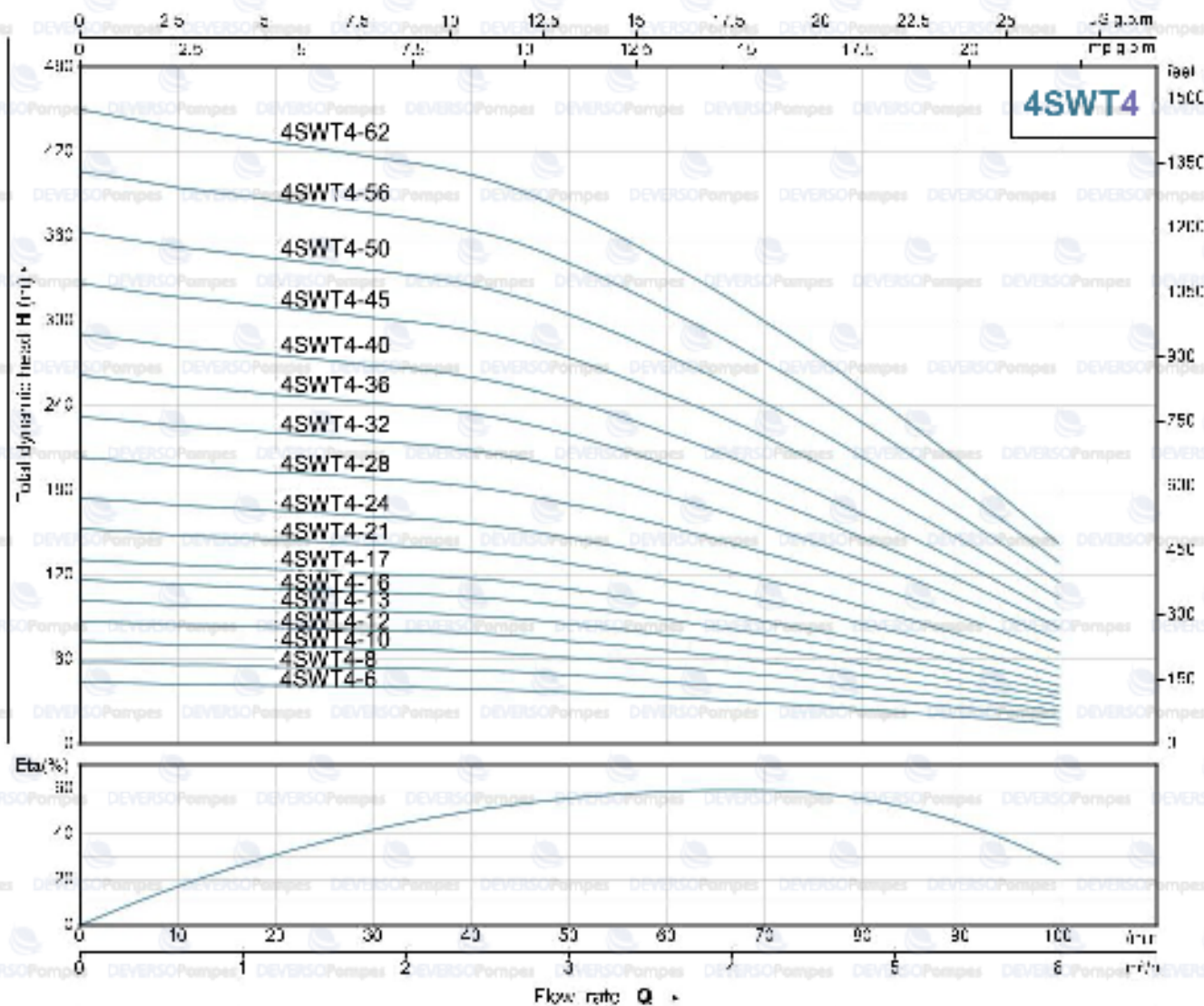
PERFORMANCE DATA 50Hz

MODEL		P2		DELIVERY n ≈ 2850 1/min													
1~ 220-240V	3~ 380-415V	KW	HP	Q	m³/h	0	0.3	0.6	0.9	1.2	1.5	1.8	2.1	2.4	2.7	3.0	3.3
					l/min	0	5	10	15	20	25	30	35	40	45	50	55
4SWP2-7	4SWT2-7	0.25	0.33	H(m)	49	49	49	48	46	44	40	37	32	27	21	13	
4SWP2-9	4SWT2-9	0.37	0.5		63	63	63	62	59	56	52	47	42	35	27	17	
4SWP2-12	4SWT2-12	0.55	0.75		84	84	84	82	79	75	69	63	56	47	36	23	
4SWP2-14	4SWT2-14	0.75	1		98	98	98	96	92	87	81	73	65	54	42	27	
4SWP2-16	4SWT2-16	0.75	1		112	112	112	110	105	99	92	84	74	62	48	31	
4SWP2-19	4SWT2-19	1.1	1.5		134	134	132	130	125	118	109	100	88	74	57	36	
4SWP2-22	4SWT2-22	1.1	1.5		155	155	153	151	145	137	127	115	102	85	66	42	
4SWP2-25	4SWT2-25	1.5	2		176	176	174	171	164	155	144	131	116	97	75	48	
4SWP2-28	4SWT2-28	1.5	2		197	197	195	192	184	174	161	147	130	109	84	53	
4SWP2-34	4SWT2-34	2.2	3		239	239	237	233	223	211	196	178	157	132	102	65	
4SWP2-40	4SWT2-40	2.2	3		281	281	279	274	263	249	230	210	185	155	120	76	
4SWP2-46	4SWT2-46	3	4		323	323	321	315	302	286	265	241	213	178	138	88	
-	4SWT2-52	3	4		366	366	362	356	342	323	299	273	241	202	156	99	
-	4SWT2-58	4	5.5		408	408	404	397	381	360	334	334	269	225	174	111	
-	4SWT2-65	4	5.5	457	457	453	445	427	404	374	341	301	252	195	124		



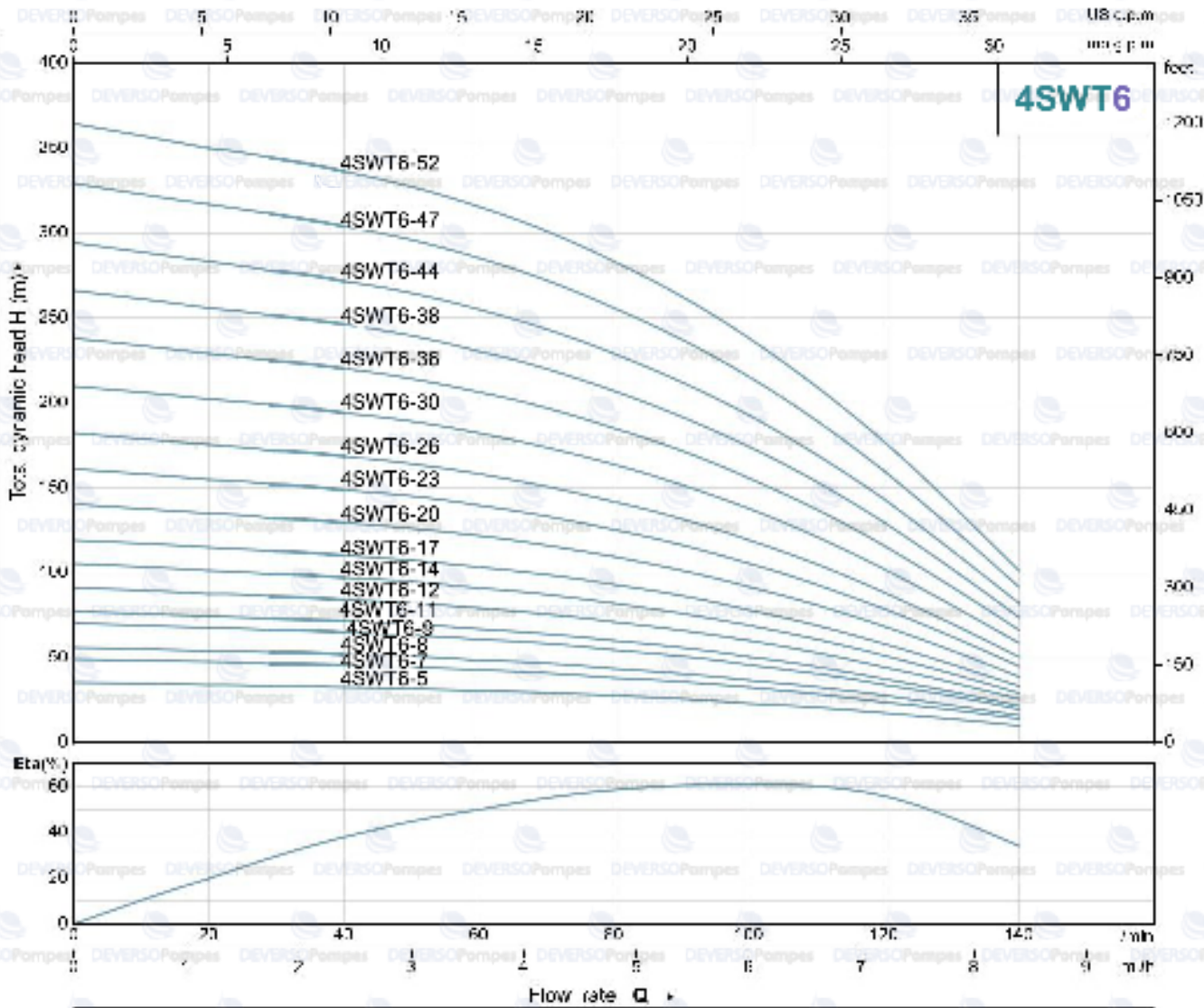
PERFORMANCE DATA 50Hz

MODEL		P2		DELIVERY n ≈ 2850 1/min										
1~ 220-240V	3~ 380-415V	KW	HP	Q	m³/h	0	0.6	1.2	1.8	2.4	3.0	3.6	4.2	4.8
					l/min	0	10	20	30	40	50	60	70	80
4SWP3-5	4SWT3-5	0.25	0.33	H(m)	36	35	34	32	29	25	20	14	7	
4SWP3-7	4SWT3-7	0.37	0.5		50	49	47	45	41	35	28	20	10	
4SWP3-10	4SWT3-10	0.55	0.75		72	70	68	64	58	50	40	29	15	
4SWP3-11	4SWT3-11	0.75	1		79	77	75	70	64	56	45	32	16	
4SWP3-13	4SWT3-13	0.75	1		93	91	88	83	76	66	53	38	19	
4SWP3-15	4SWT3-15	1.1	1.5		108	105	102	96	88	76	61	43	22	
4SWP3-18	4SWT3-18	1.1	1.5		129	126	122	115	105	91	73	52	27	
4SWP3-20	4SWT3-20	1.5	2		144	140	135	128	117	101	81	58	30	
4SWP3-22	4SWT3-22	1.5	2		158	154	149	141	128	111	89	64	33	
4SWP3-26	4SWT3-26	2.2	3		187	182	176	166	152	131	105	75	39	
4SWP3-30	4SWT3-30	2.2	3		215	210	203	192	175	151	121	87	45	
4SWP3-35	4SWP3-35	3	4		251	245	237	224	204	177	142	101	52	
-	4SWT3-40	3	4		287	280	271	255	234	202	162	115	60	
-	4SWT3-45	4	5.5		323	315	305	287	263	227	182	130	67	
-	4SWT3-50	4	5.5		359	350	339	319	292	252	202	144	75	
-	4SWT2-56	5.5	7.5	402	392	379	358	327	283	227	162	84		
-	4SWT2-62	5.5	7.5	445	434	420	396	362	313	251	179	93		



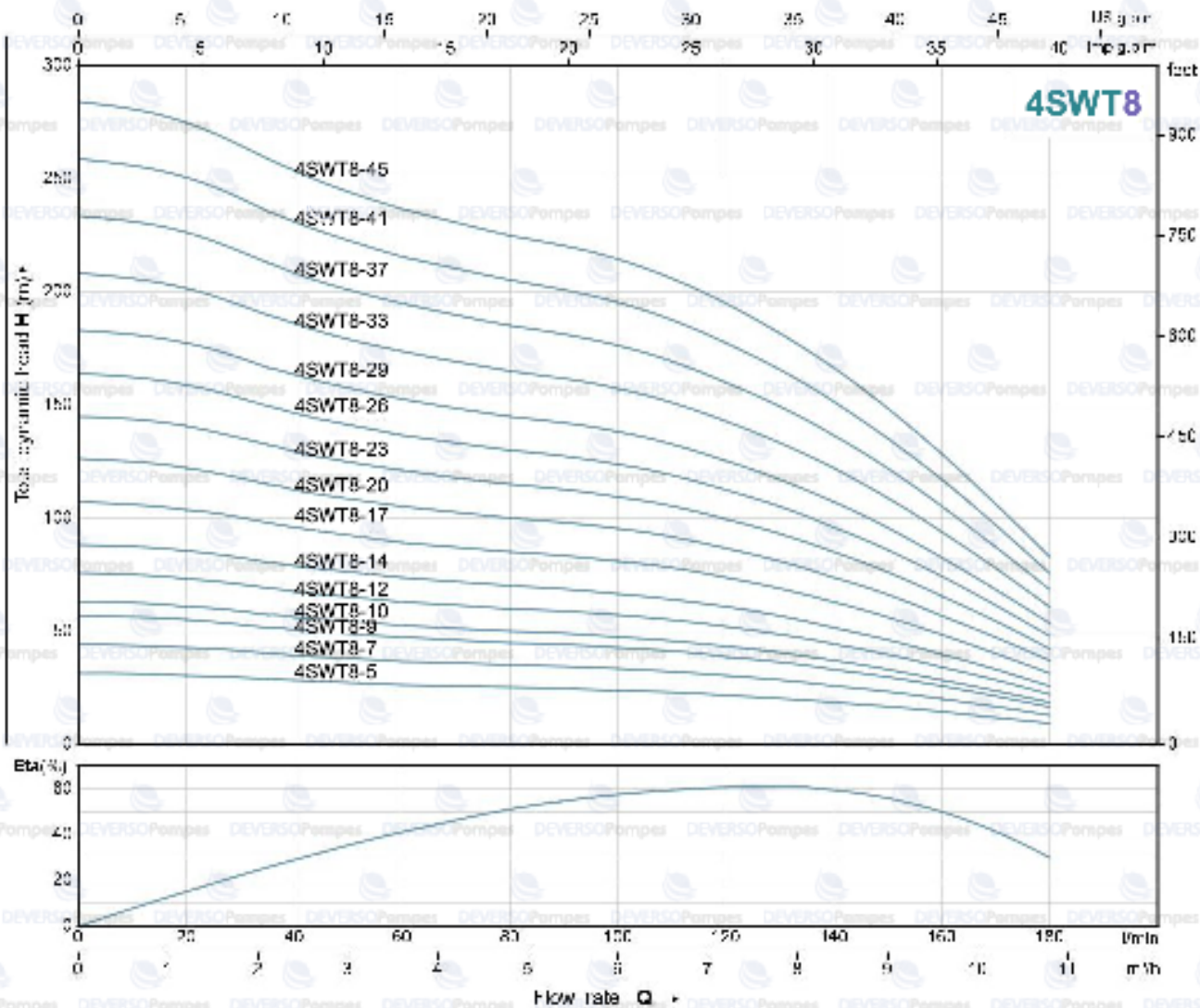
PERFORMANCE DATA 50HZ

MODEL		P2		DELIVERY n ≈ 2850 1/min												
1~ 220-240V	3~ 380-415V	KW	HP	Q	m³/h	0	0.6	1.2	1.8	2.4	3.0	3.6	4.2	4.8	5.4	6.0
					l/min	0	10	20	30	40	50	60	70	80	90	100
4SWP4-6	4SWT4-6	0.35	0.5	H(m)	44	42	41	40	39	36	33	29	24	19	14	
4SWP4-8	4SWT4-8	0.55	0.75		58	56	55	54	52	49	44	39	33	26	18	
4SWP4-10	4SWT4-10	0.75	1		73	70	69	67	65	61	55	48	41	32	23	
4SWP4-12	4SWT4-12	1.1	1.5		87	84	82	81	78	73	66	58	49	39	27	
4SWP4-13	4SWT4-13	1.1	1.5		102	98	96	94	91	85	77	68	57	45	32	
4SWP4-16	4SWT4-16	1.5	2		116	113	110	107	104	97	88	77	65	51	37	
4SWP4-17	4SWT4-17	1.5	2		131	127	124	121	117	109	99	87	73	58	41	
4SWP4-21	4SWT4-21	2.2	3		152	148	144	141	136	128	115	102	85	67	48	
4SWP4-24	4SWT4-24	2.2	3		174	169	165	161	156	146	132	116	98	77	55	
4SWP4-28	4SWT4-28	3	4		203	197	192	188	182	170	154	135	114	90	64	
-	4SWT4-32	3	4		232	225	220	215	208	195	176	155	130	103	73	
-	4SWT4-36	4	5.5		261	253	247	242	234	219	198	174	146	116	82	
-	4SWT4-40	4	5.5		290	281	275	268	260	243	220	194	163	128	92	
-	4SWT4-45	5.5	7.5		327	316	309	302	293	274	248	218	183	144	103	
-	4SWT4-50	5.5	7.5		363	352	344	335	325	304	275	242	203	160	115	
-	4SWT4-56	7.5	10		406	394	385	376	364	341	308	271	228	180	128	
-	4SWT4-62	7.5	10	450	436	426	416	403	377	341	300	252	199	142		



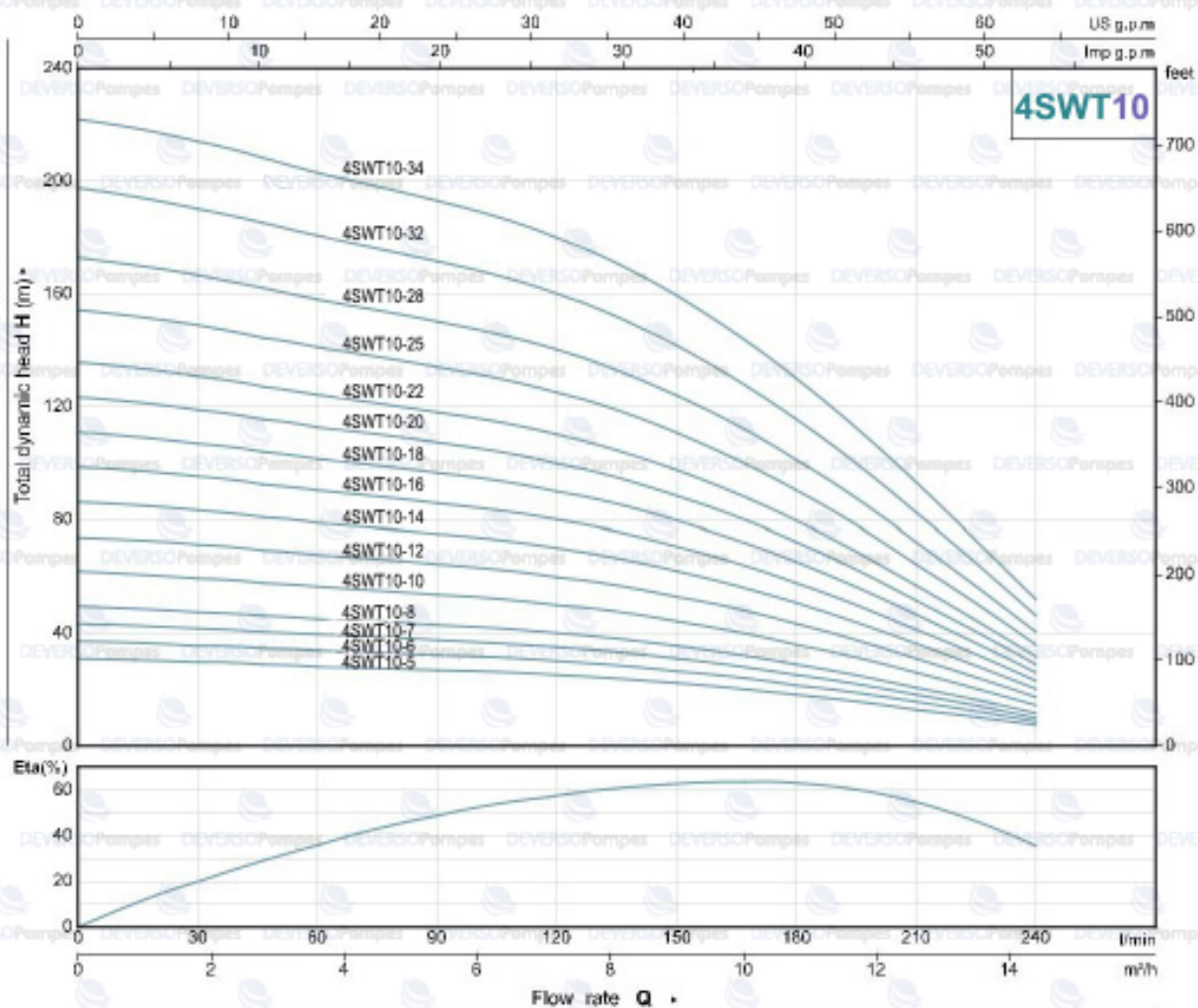
PERFORMANCE DATA 50Hz

MODEL		P2		DELIVERY n ≈ 2850 1/min									
1~ 220-240V	3~ 380-415V	KW	HP	Q	m³/h	0	1.2	2.4	3.6	4.8	6.0	7.2	8.4
					l/min	0	20	40	60	80	100	120	140
4SWP6-5	4SWT6-5	0.37	0.5	H(m)	36	34	33	31	28	24	19	12	
4SWP6-7	4SWT6-7	0.75	1		51	47	46	44	40	33	26	17	
4SWP6-8	4SWT6-8	0.75	1		58	54	52	50	45	38	30	20	
4SWP6-9	4SWT6-9	1.1	1.5		65	61	59	56	51	43	34	22	
4SWP6-11	4SWT6-11	1.1	1.5		80	74	72	69	62	52	41	27	
4SWP6-12	4SWT6-12	1.5	2		87	81	79	75	68	57	45	29	
4SWP6-14	4SWT6-14	1.5	2		101	95	92	87	79	67	53	34	
4SWP6-17	4SWT6-17	2.2	3		123	115	111	106	96	81	64	42	
4SWP6-20	4SWT6-20	2.2	3		145	135	131	125	113	95	75	49	
4SWP6-23	4SWT6-23	3	4		166	156	151	143	130	110	87	56	
-	4SWT6-26	3	4		188	176	171	162	147	124	98	63	
-	4SWT6-30	4	5.5		217	203	197	187	170	143	113	73	
-	4SWT6-36	4	5.5		232	226	210	185	179	153	118	76	
-	4SWT6-38	5.5	7.5		275	257	249	237	216	181	143	93	
-	4SWT6-44	5.5	7.5		283	277	257	239	219	187	145	93	
-	4SWT6-47	7.5	10	340	318	308	293	267	224	177	115		
-	4SWT6-52	7.5	10	376	352	341	324	295	248	196	127		



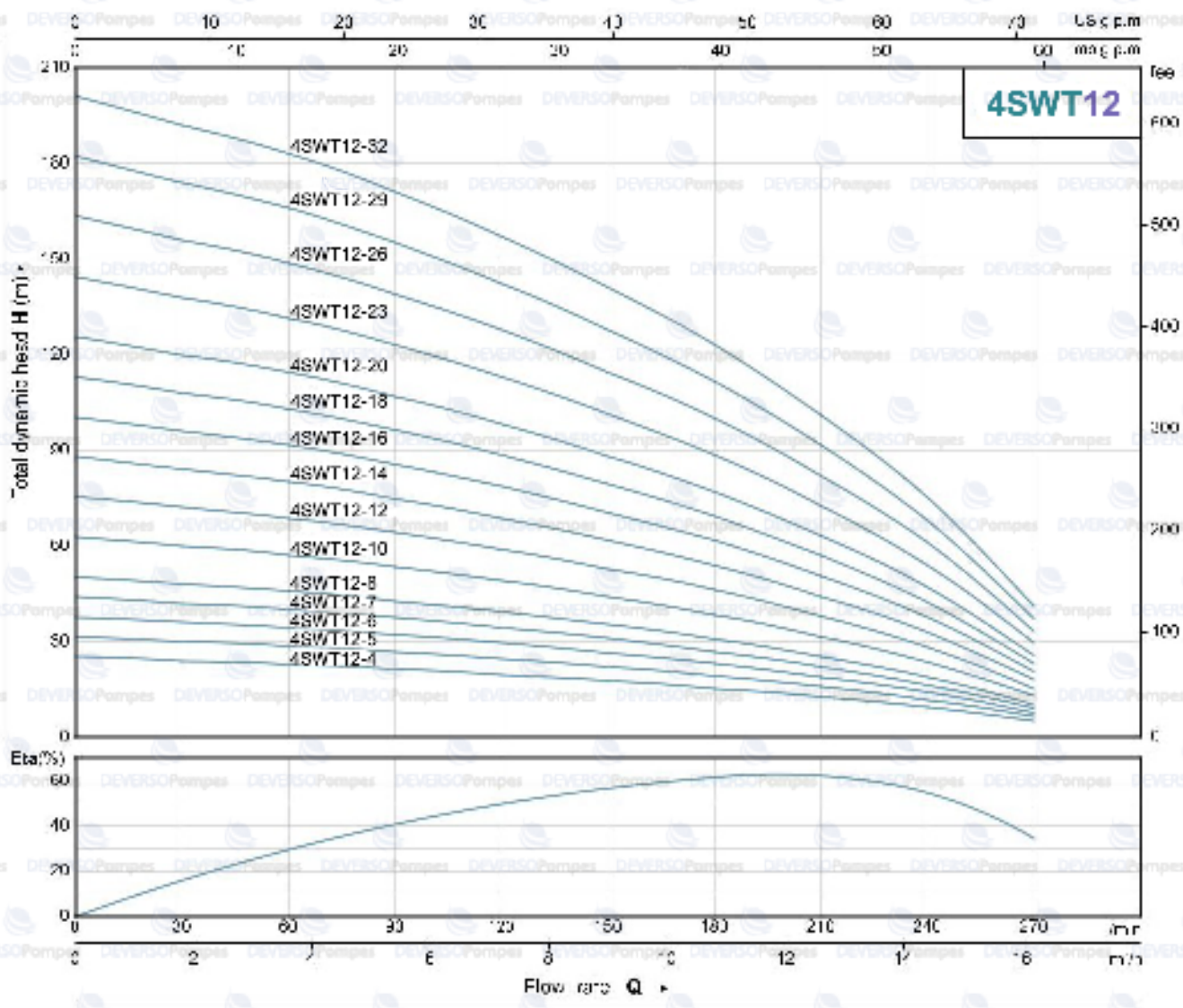
PERFORMANCE DATA 50Hz

MODEL		P2		DELIVERY $n \approx 2850$ 1/min											
1~ 220-240V	3~ 380-415V	KW	HP	Q	m ³ /h	0	1.2	2.4	3.6	4.8	6.0	7.2	8.4	9.6	10.8
					l/min	0	20	40	60	80	100	120	140	160	180
4SWP8-5	4SWT8-5	0.55	0.75	H(m)	32	31	28	26	25	24	22	18	14	9	
4SWP8-7	4SWT8-7	0.75	1		44	43	39	37	35	33	30	26	20	13	
4SWP8-9	4SWT8-9	1.1	1.5		57	55	51	47	45	43	39	33	26	17	
4SWP8-10	4SWT8-10	1.5	2		63	61	56	53	50	48	43	37	28	18	
4SWP8-12	4SWT8-12	1.5	2		76	73	67	63	60	57	52	44	34	22	
4SWP8-14	4SWT8-14	2.2	3		88	86	79	74	70	67	61	52	40	26	
4SWP8-17	4SWT8-17	2.2	3		107	104	96	90	85	81	74	63	48	31	
4SWP8-20	4SWT8-20	3	4		126	122	112	105	100	95	87	74	57	37	
-	4SWT8-23	3	4		145	141	129	121	115	109	100	85	65	42	
-	4SWT8-26	4	5.5		164	159	146	137	130	124	113	96	74	48	
-	4SWT8-29	4	5.5		183	177	163	153	145	138	126	107	82	53	
-	4SWT8-33	5.5	7.5		208	202	186	174	165	157	143	122	94	61	
-	4SWT8-37	5.5	7.5		234	226	208	195	185	176	160	136	105	68	
-	4SWT8-41	7.5	10		259	251	231	216	205	195	178	151	117	76	
-	4SWT8-45	7.5	10		284	275	253	237	225	214	195	166	128	83	



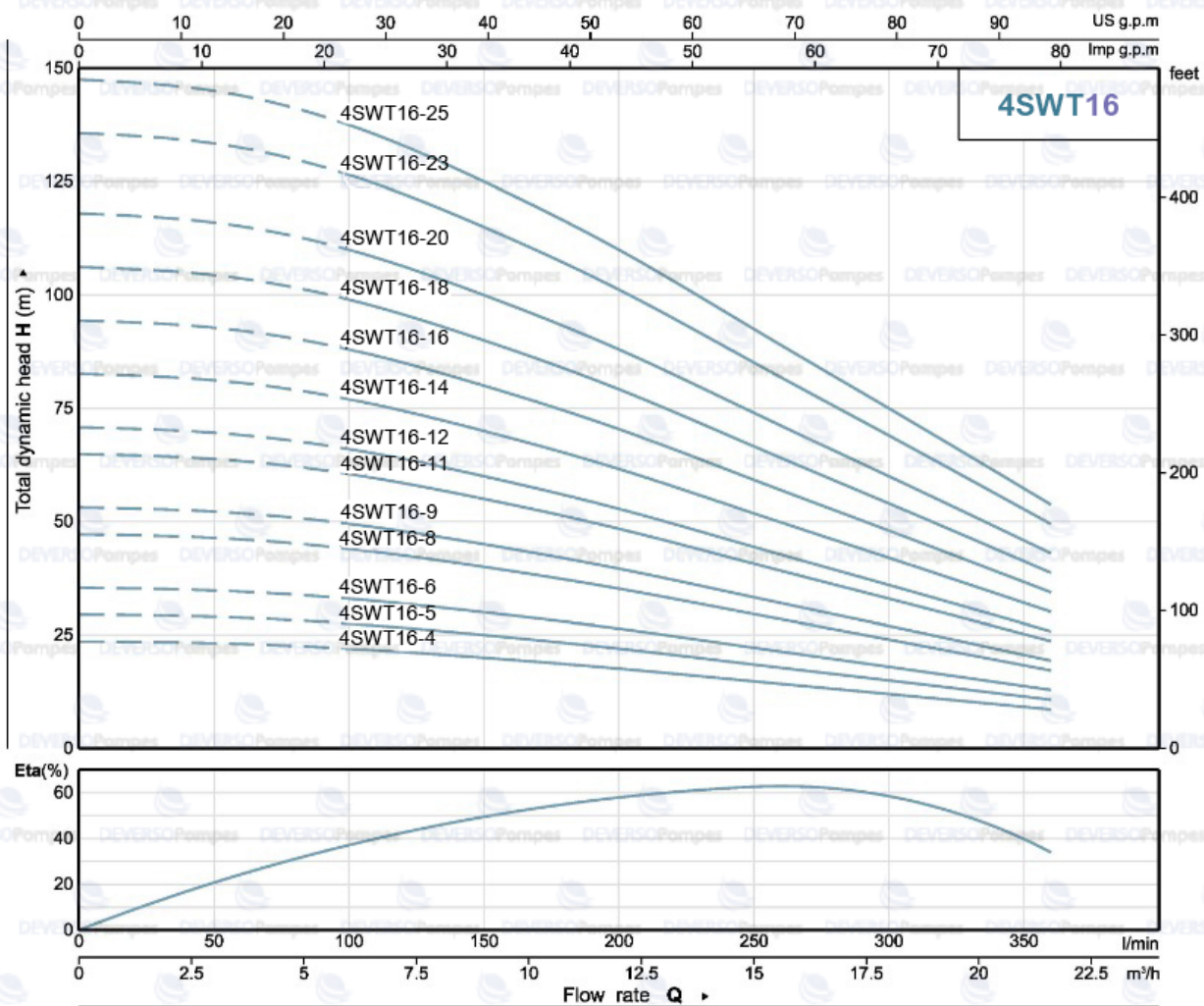
PERFORMANCE DATA 50Hz

MODEL		P2		DELIVERY n ≈ 2850 1/min										
1~ 220-240V	3~ 380-415V	KW	HP	Q	m³/h	0	1.8	3.6	5.4	7.2	9.0	10.8	12.6	14.4
					l/min	0	30	60	90	120	150	180	210	240
4SWP10-5	4SWT10-5	0.75	1	H(m)	31	30	28	27	25	22	18	13	7	
4SWP10-6	4SWT10-6	1.1	1.5		37	36	34	32	30	26	22	15	9	
4SWP10-7	4SWT10-7	1.1	1.5		43	42	39	38	35	31	25	18	10	
4SWP10-8	4SWT10-8	1.5	2		49	48	45	43	40	35	29	21	12	
4SWP10-10	4SWT10-10	1.5	2		62	59	56	54	50	44	36	26	14	
4SWP10-12	4SWT10-12	2.2	3		74	71	68	64	60	53	43	31	17	
4SWP10-14	4SWT10-14	2.2	3		86	83	79	75	70	62	51	36	20	
4SWP10-16	4SWT10-16	3	4		99	95	90	86	80	71	58	41	23	
-	4SWT10-18	3	4		111	107	101	96	90	79	65	46	26	
-	4SWT10-20	4	5.5		123	119	113	107	100	88	72	52	29	
-	4SWT10-22	4	5.5		136	131	124	118	110	97	79	57	32	
-	4SWT10-25	5.5	7.5		154	149	141	134	125	110	90	65	36	
-	4SWT10-28	5.5	7.5		173	166	158	150	140	124	101	72	40	
-	4SWT10-32	7.5	10		197	190	180	172	160	141	116	83	46	
-	4SWT10-34	7.5	10	210	202	192	182	170	150	123	88	49		



PERFORMANCE DATA 50Hz

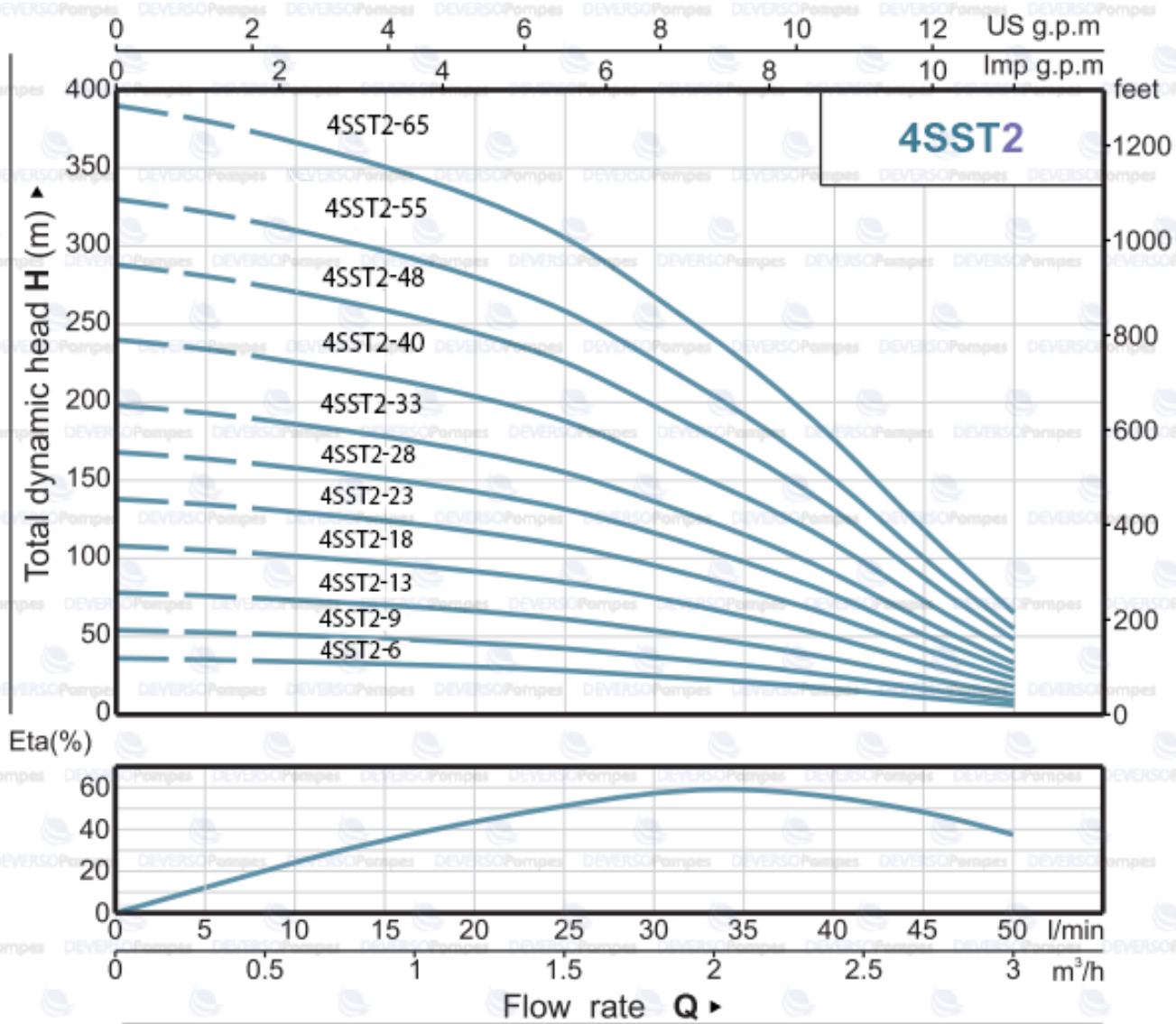
MODEL		P2		DELIVERY n ≈ 2850 1/min												
1~ 220-240V	3~ 380-415V	KW	HP	Q	m³/h	0	1.8	3.6	5.4	7.2	9.0	10.8	12.6	14.4	16.2	
					l/min	0	30	60	90	120	150	180	210	240	270	
4SWP12-4	4SWT12-4	0.75	1	H(m)	25	24	23	21	20	18	15	13	9	5		
4SWP12-5	4SWT12-5	1.1	1.5		31	30	29	27	25	22	19	16	12	6		
4SWP12-6	4SWT12-6	1.1	1.5		38	36	34	32	29	26	23	19	14	8		
4SWP12-7	4SWT12-7	1.5	2		44	42	40	37	34	31	27	22	16	9		
4SWP12-8	4SWT12-8	1.5	2		50	48	46	43	39	35	31	25	19	10		
4SWP12-10	4SWT12-10	2.2	3		63	60	57	53	49	44	38	32	23	13		
4SWP12-12	4SWT12-12	2.2	3		75	72	69	64	59	53	46	38	28	15		
4SWP12-14	4SWT12-14	3	4		88	84	80	75	69	62	54	44	33	18		
-	4SWT12-16	3	4		101	96	92	86	79	71	62	51	38	21		
-	4SWT12-18	4	5.5		113	108	103	96	88	79	69	57	42	23		
-	4SWT12-20	4	5.5		126	120	114	107	98	88	77	63	47	26		
-	4SWT12-23	5.5	7.5		144	138	132	123	113	101	88	73	54	29		
-	4SWT12-26	5.5	7.5		163	156	149	139	128	115	100	82	61	33		
-	4SWT12-29	7.5	10		182	174	166	155	142	128	111	92	68	37		
-	4SWT12-32	7.5	10		201	192	183	171	157	141	123	101	75	41		



PERFORMANCE DATA 50Hz

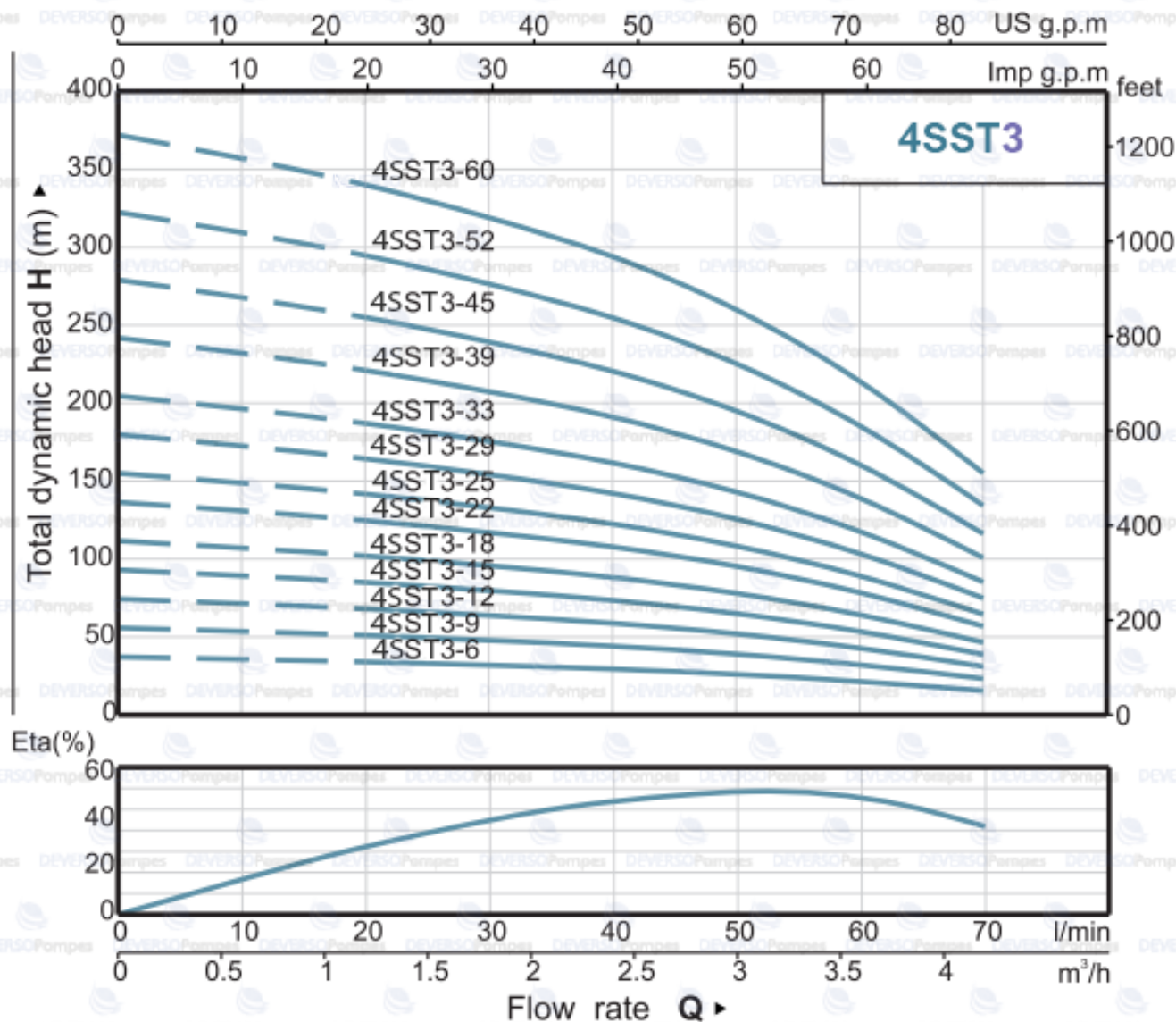
MODEL		P2		DELIVERY n ≈ 2850 1/min									
1~ 220-240V	3~ 380-415V	KW	HP	Q	m³/h	0	3	6	9	12	15	18	21
					l/min	0	50	100	150	200	250	300	350
4SWP16-4	4SWT16-4	1.1	1.5	H(m)		24	23	22	20	18	15	12	9
4SWP16-5	4SWT16-5	1.5	2			30	29	28	25	22	19	15	11
4SWP16-6	4SWT16-6	1.5	2			36	35	33	30	26	22	18	13
4SWP16-8	4SWT16-8	2.2	3			47	46	44	40	35	30	24	17
4SWP16-9	4SWT16-9	2.2	3			53	52	50	45	40	33	27	19
4SWP16-11	4SWT16-11	3	4			65	64	61	55	48	41	33	24
-	4SWT16-12	3	4			71	70	66	60	53	45	36	26
-	4SWT16-14	4	5.5			83	81	77	70	62	52	42	30
-	4SWT16-16	4	5.5			95	93	88	80	70	60	48	35
-	4SWT16-18	5.5	7.5			107	104	99	90	79	67	54	39
-	4SWT16-20	5.5	7.5			118	116	110	100	88	74	60	43
-	4SWT16-23	7.5	10			136	133	127	115	101	86	69	50
-	4SWT16-25	7.5	10		148	145	138	125	110	93	75	54	





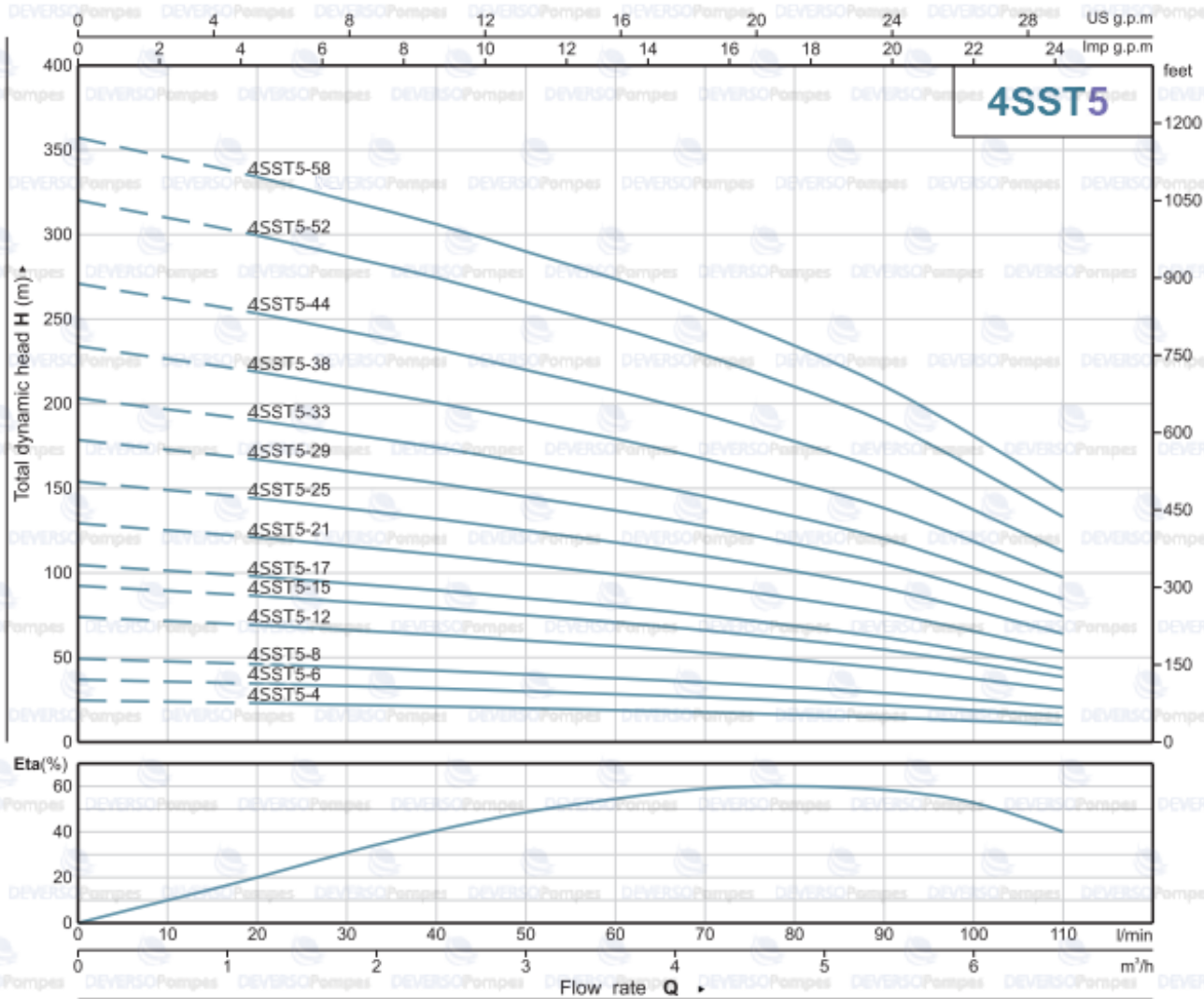
PERFORMANCE DATA 50Hz

MODEL		P2		DELIVERY n ≈ 2850 1/min														
1~ 220-240V	3~ 380-415V	KW	HP	Q	H(m)													
					m ³ /h	0	0.3	0.6	0.9	1.2	1.5	1.8	2.1	2.4	2.7	3.0	3.3	
				l/min	0	5	10	15	20	25	30	35	40	45	50	55		
4SSP2-6	4SST2-6	0.37	0.5	H(m)	36	35	34	32	31	29	27	24	21	17	13	8		
4SSP2-9	4SST2-9	0.37	0.5		54	53	51	48	46	44	40	36	32	36	19	12		
4SSP2-13	4SST2-13	0.55	0.75		78	76	73	70	67	63	58	52	46	37	28	18		
4SSP2-18	4SST2-18	0.75	1		108	105	101	97	93	88	80	72	63	51	38	25		
4SSP2-23	4SST2-23	1.1	1.5		138	134	130	124	119	112	103	92	81	65	49	32		
4SSP2-28	4SST2-28	1.3	1.75		168	164	158	151	144	136	125	112	99	80	60	39		
4SSP2-33	4SST2-33	1.5	2		198	193	186	178	170	160	147	131	116	94	71	46		
4SSP2-40	4SST2-40	1.8	1.5		240	234	225	215	206	194	178	159	141	114	86	55		
4SSP2-48	4SST2-48	2.2	3		288	281	270	258	247	233	214	191	169	137	103	66		
4SSP2-55	4SST2-55	2.6	3.5		330	322	310	296	283	267	245	219	194	157	118	76		
-	4SST2-65	3	4	390	380	366	350	335	316	290	259	229	185	139	90			



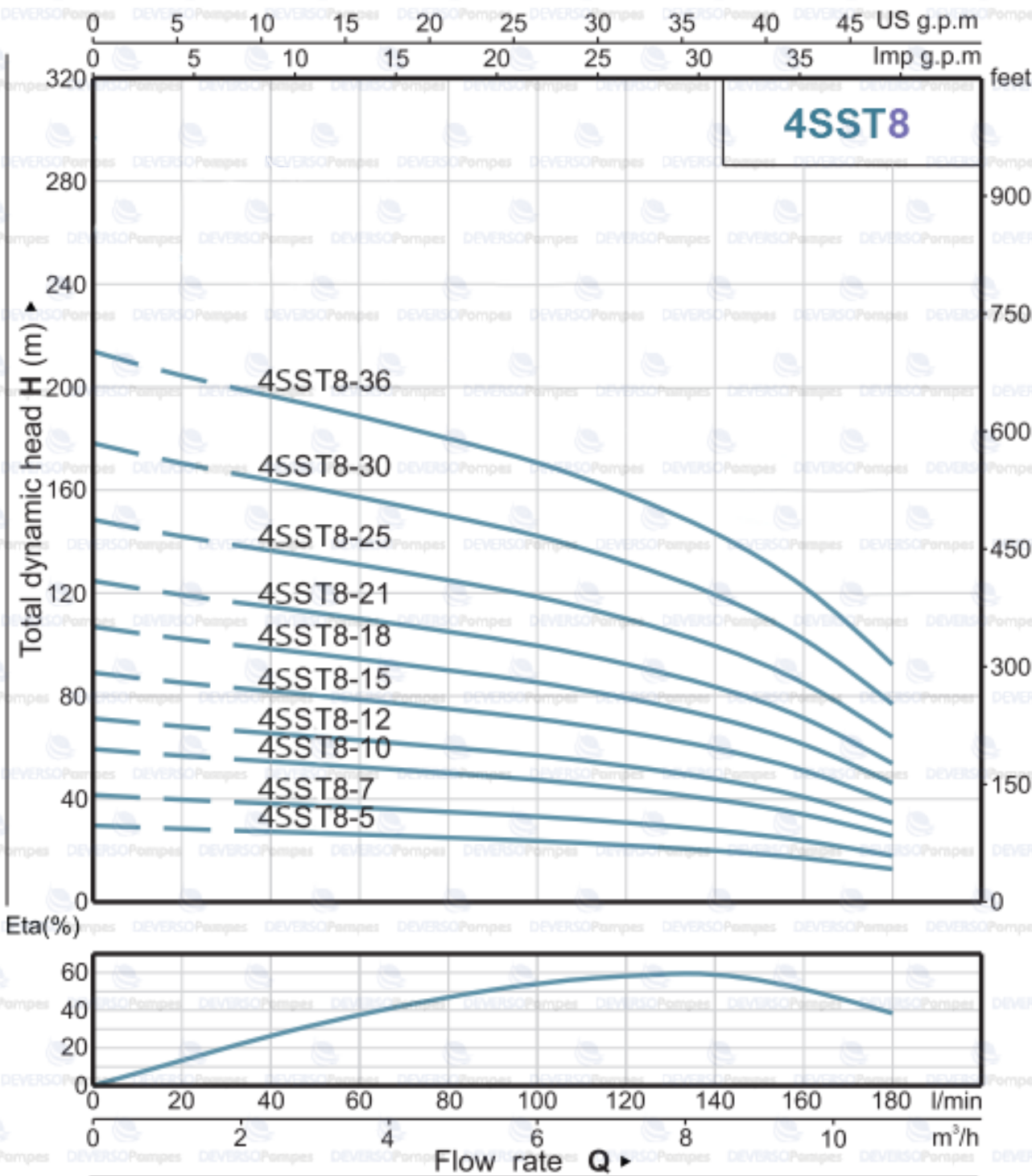
PERFORMANCE DATA 50Hz

MODEL		P2		DELIVERY $n \approx 2850$ 1/min									
1~ 220-240V	3~ 380-415V	KW	HP	Q	m^3/h	0	0.6	1.2	1.8	2.4	3.0	3.6	4.6
					l/min	0	10	20	30	40	50	60	70
4SSP3-6	4SST3-6	0.37	0.5	H(m)	39	37	35	33	30	27	23	18	
4SSP3-9	4SST3-9	0.55	0.75		58	55	52	49	46	41	34	27	
4SSP3-12	4SST3-12	0.75	1		77	73	70	66	61	54	46	36	
4SSP3-15	4SST3-15	0.92	1.25		96	91	87	82	76	68	57	45	
4SSP3-18	4SST3-18	1.1	1.5		116	110	104	98	91	82	69	54	
4SSP3-22	4SST3-22	1.3	1.75		142	134	128	120	111	100	84	66	
4SSP3-25	4SST3-25	1.5	2		161	153	145	137	127	113	95	75	
4SSP3-29	4SST3-29	1.8	2.5		187	177	168	159	147	131	111	87	
4SSP3-33	4SST3-33	2.2	3		212	201	191	180	167	150	126	99	
4SSP3-39	4SST3-39	2.6	3.5		251	236	226	213	198	177	149	117	
-	4SST3-45	3	4		290	275	261	246	228	204	172	135	
-	4SST3-52	3.7	5		335	317	302	284	263	236	198	156	
-	4SST3-60	4	5.5	386	366	348	328	304	272	229	180		



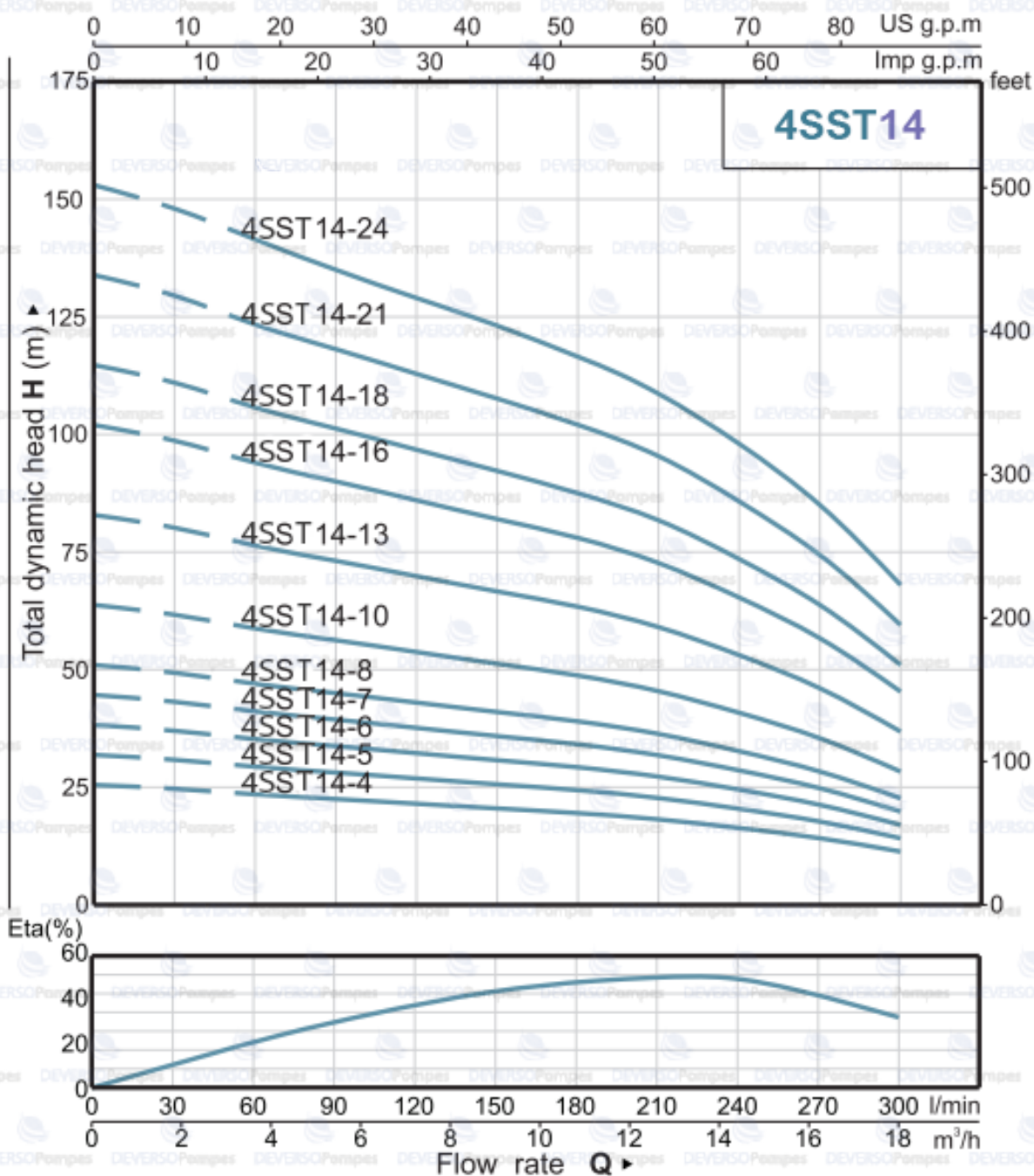
PERFORMANCE DATA 50Hz

MODEL		P2		DELIVERY $n \approx 2850$ 1/min														
1~ 220-240V	3~ 380-415V	KW	HP	Q	m³/h	0	0.6	1.2	1.8	2.4	3.0	3.6	4.2	4.8	5.4	6.0	6.6	
					l/min	0	10	20	30	40	50	60	70	80	90	100	110	
4SSP5-4	4SST5-4	0.37	0.5	H(m)	25	25	24	23	22	21	20	19	17	15	12	9		
4SSP5-6	4SST5-6	0.55	0.75		38	37	35	34	33	31	30	28	25	22	18	13		
4SSP5-8	4SST5-8	0.75	1		51	49	47	45	44	42	40	37	34	29	24	18		
4SSP5-12	4SST5-12	1.1	1.5		76	74	71	68	66	63	60	56	51	44	36	27		
4SSP5-15	4SST5-15	1.3	1.75		96	92	88	85	82	79	75	70	64	55	45	34		
4SSP5-17	4SST5-17	1.5	2		108	104	100	96	93	89	85	79	72	62	51	38		
4SSP5-21	4SST5-21	1.8	2.5		134	129	124	119	115	110	105	98	89	77	63	47		
4SSP5-25	4SST5-25	2.2	3		159	153	147	142	137	131	125	117	106	92	75	56		
4SSP5-29	4SST5-29	2.6	3.5		185	178	171	164	159	152	145	135	123	106	87	65		
-	4SST5-33	3	4		210	202	194	187	180	173	164	154	140	121	99	74		
-	4SST5-38	3.7	5		242	233	224	215	208	200	189	177	162	139	114	86		
-	4SST5-44	4	5.5		280	270	259	249	241	231	219	205	187	161	132	99		
-	4SST5-52	5	7		331	319	306	295	284	273	259	243	221	191	156	117		
-	4SST5-58	5.5	7.5		369	356	341	329	317	304	289	271	246	213	174	130		



PERFORMANCE DATA 50Hz

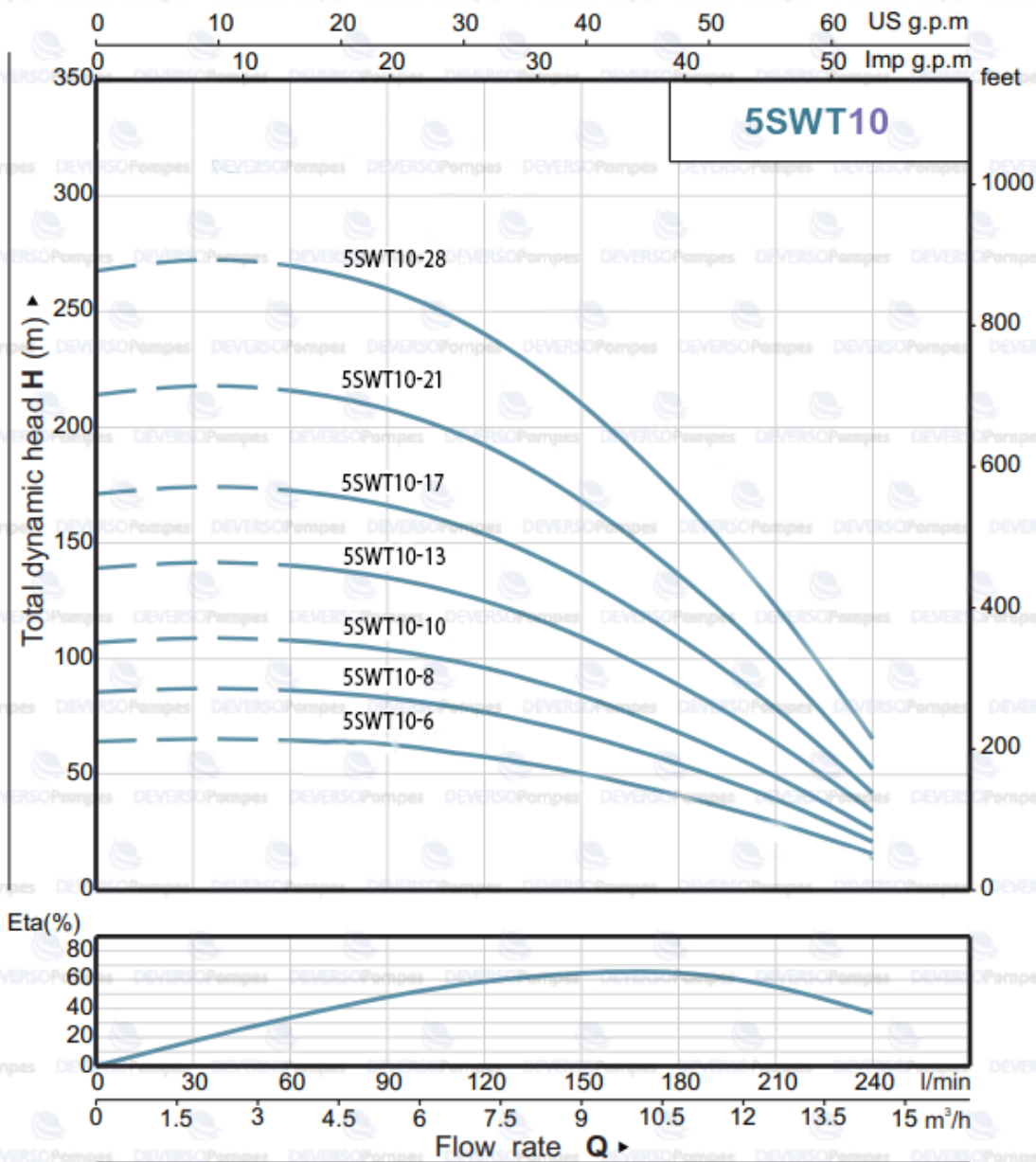
MODEL		P2		DELIVERY $n \approx 2850$ 1/min													
1~ 220-240V	3~ 380-415V	KW	HP	Q	m ³ /h	0	1.2	2.4	3.6	4.8	6.0	7.2	8.4	9.6	10.8		
					l/min	0	20	40	60	80	100	120	140	160	180		
4SSP8-5	4SST8-5	0.75	1	H(m)	30	28	26	25	24	23	22	20	17	14			
4SSP8-7	4SST8-7	1.1	1.5		42	39	37	35	34	32	31	28	24	20			
4SSP8-10	4SST8-10	1.5	2		60	56	53	50	48	46	44	40	35	29			
4SSP8-12	4SST8-12	1.8	2.5		75	67	63	60	58	55	52	48	42	34			
4SSP8-15	4SST8-15	2.2	3		90	84	79	75	72	69	66	60	52	43			
-	4SST8-18	3	4		108	100	95	91	86	83	79	72	63	51			
-	4SST8-21	3.7	5		126	117	110	106	101	97	92	84	73	60			
-	4SST8-25	4	5.5		150	139	131	126	120	115	109	100	87	71			
-	4SST8-30	5	7		180	167	158	151	144	138	131	120	105	86			
-	4SST8-36	5.5	7.5		216	201	189	181	173	166	157	144	125	103			



PERFORMANCE DATA 50Hz

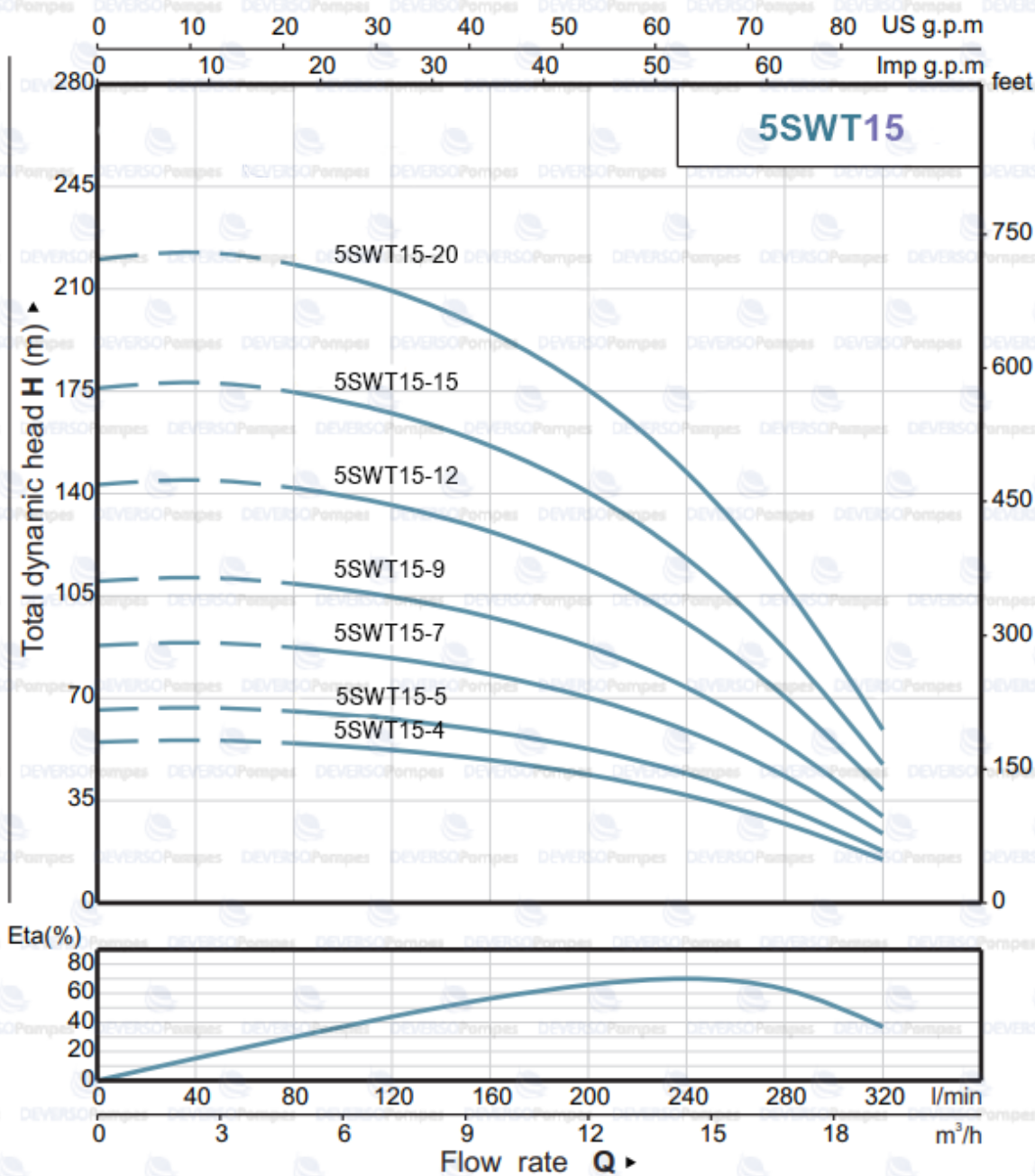
MODEL		P2		DELIVERY n ≈ 2850 1/min												
1~ 220-240V	3~ 380-415V	KW	HP	Q	m³/h	0	1.8	3.6	5.4	7.2	9.0	10.8	12.6	14.4	16.2	18
					l/min	0	30	60	90	120	150	180	210	240	270	300
4SSP14-4	4SST14-4	1.3	1.75	H(m)	28	27	25	24	24	23	22	20	17	14	9	
4SSP14-5	4SST14-5	1.5	2		34	34	32	31	30	28	27	25	21	17	11	
4SSP14-6	4SST14-6	1.8	2.5		41	40	38	37	36	34	32	30	25	21	14	
4SSP14-7	4SST14-7	2.2	3		48	47	45	43	41	40	38	34	30	24	16	
4SSP14-8	4SST14-8	2.6	3.5		55	54	51	49	47	45	43	39	34	28	18	
-	4SST14-10	3	4		69	67	64	61	59	57	54	49	42	35	23	
-	4SST14-13	4	5.5		89	87	83	80	77	74	70	64	55	45	30	
-	4SST14-16	5	7		110	107	102	98	95	91	87	79	68	55	37	
-	4SST14-18	5.5	7.5		124	121	115	110	107	102	98	89	77	62	41	
-	4SST14-21	7	10		144	141	134	129	124	119	114	103	89	73	48	
-	4SST14-24	7.5	10	165	161	153	147	142	136	130	118	102	83	55		





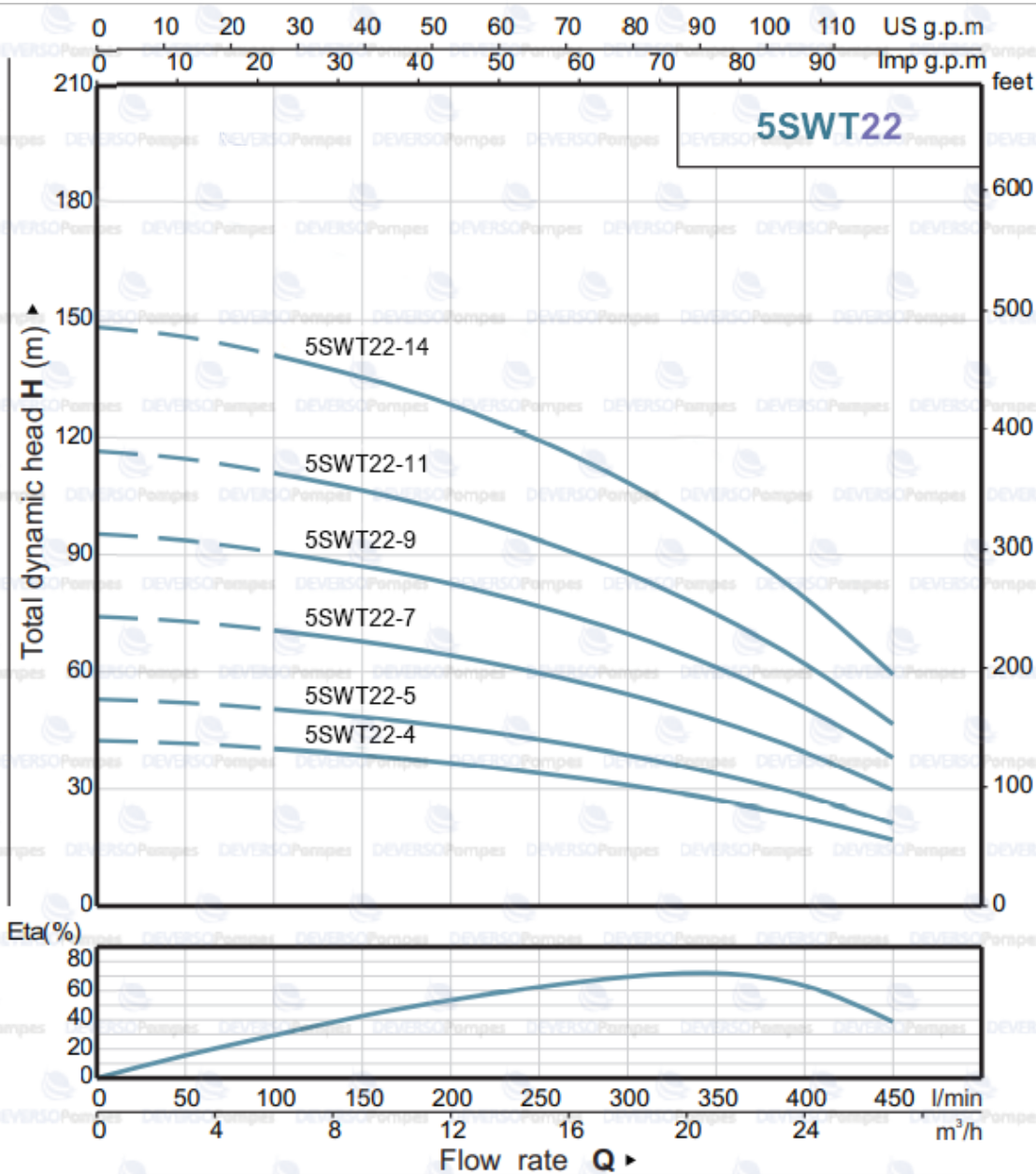
PERFORMANCE DATA 50Hz

MODEL		P2		DELIVERY $n \approx 2850$ 1/min										
1~ 220-240V	3~ 380-415V	KW	HP	Q	m ³ /h	0	1.8	3.6	5.4	7.2	9.0	10.8	12.6	14.4
					l/min	0	30	60	90	120	150	180	210	240
5SWP10-6	5SWT10-6	1.5	2	H(m)	63	63	62	59	55	49	40	29	16	
5SWP10-8	5SWT10-8	2.2	3		84	84	83	79	73	65	53	39	22	
5SWP10-10	5SWT10-10	3	4		105	105	103	99	91	81	67	48	27	
-	5SWT10-13	4	5.5		136	137	134	128	119	105	87	63	35	
-	5SWT10-17	5.5	7.5		178	179	175	168	155	138	114	82	46	
-	5SWT10-21	7.5	10		220	221	217	207	192	170	140	101	57	
-	5SWT10-28	11	15		293	295	289	276	256	227	187	135	76	



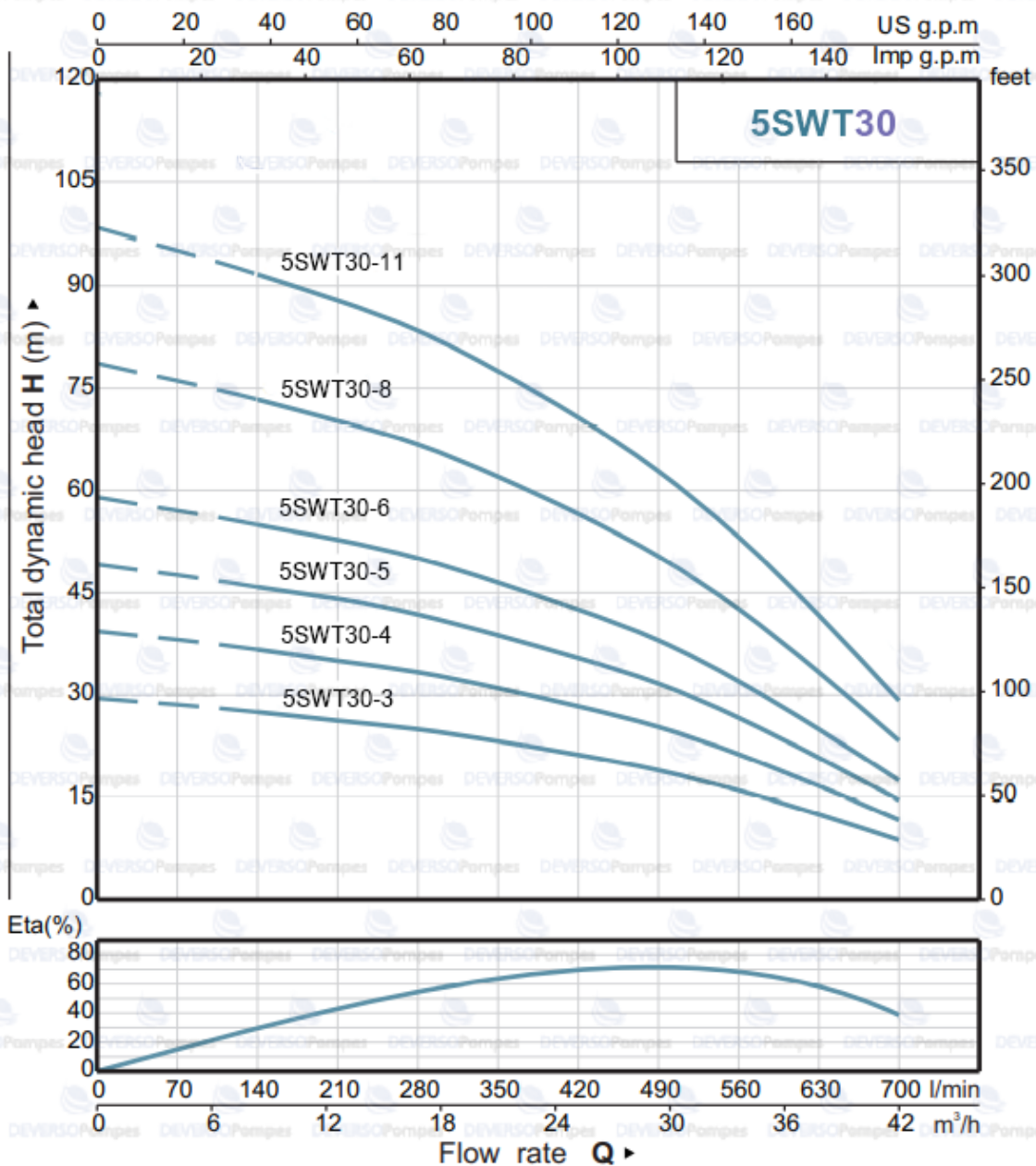
PERFORMANCE DATA 50Hz

MODEL		P2		DELIVERY $n \approx 2850$ 1/min										
1~ 220-240V	3~ 380-415V	KW	HP	Q	m ³ /h	0	2.4	4.8	7.2	9.6	12.0	14.4	16.8	19.2
					l/min	0	40	80	120	160	200	240	280	320
5SWP15-4	5SWT15-4	1.5	2	H(m)	43	44	43	41	38	34	29	22	13	
5SWP15-5	5SWT15-5	2.2	3		54	55	54	51	48	43	36	27	17	
5SWP15-7	5SWT15-7	3	4		76	77	75	72	67	60	50	38	23	
-	5SWT15-9	4	5.5		97	99	97	92	86	77	65	49	30	
-	5SWT15-12	5.5	7.5		130	131	129	123	115	103	86	65	40	
-	5SWT15-15	7.5	10		162	164	161	154	143	129	108	81	50	
-	5SWT15-20	11	15		216	219	215	205	191	172	144	108	67	



PERFORMANCE DATA 50Hz

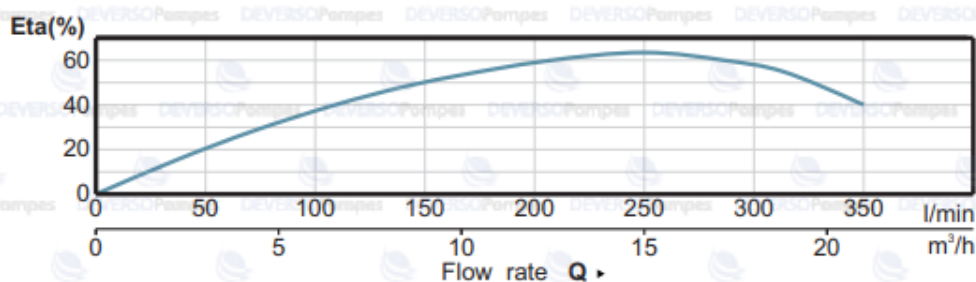
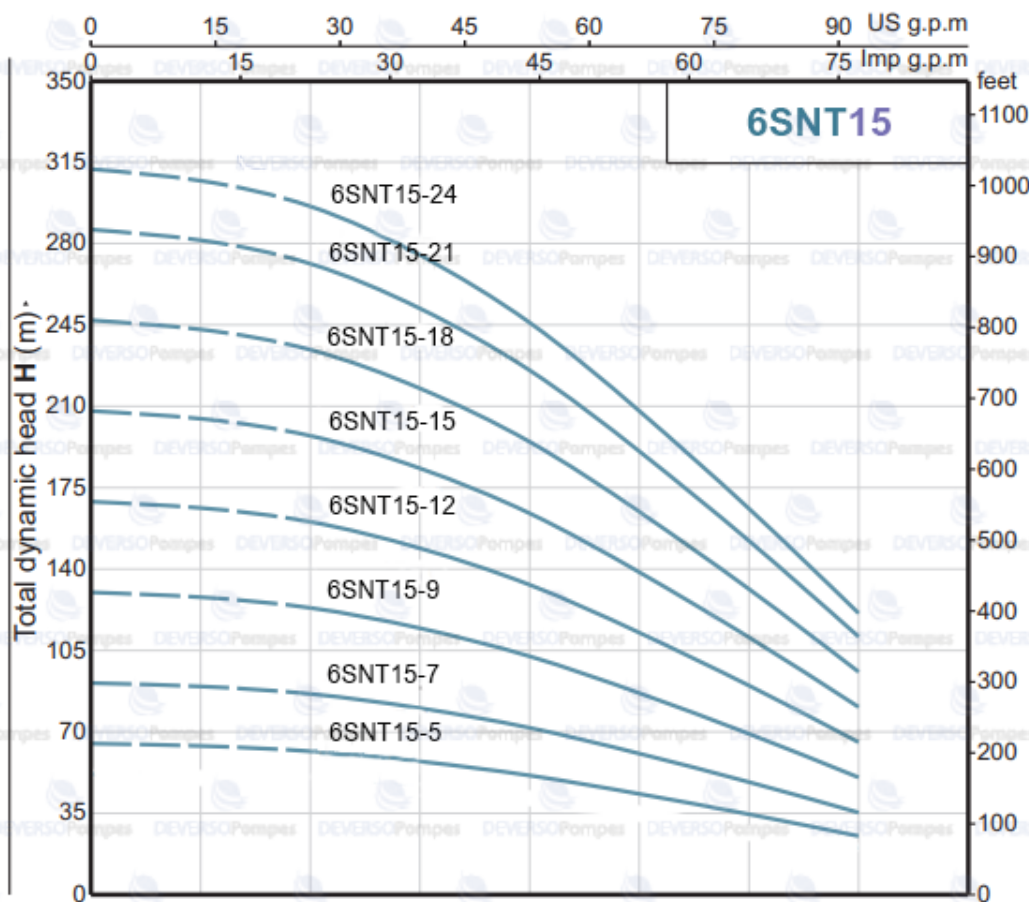
MODEL		P2		DELIVERY $n \approx 2850\ 1/min$											
1~ 220-240V	3~ 380-415V	KW	HP	Q	m^3/h	0	3	6	9	12	15	18	21	24	27
					l/min	0	50	100	150	200	250	300	350	400	450
5SWP22-4	5SWT22-4	2.2	3	H(m)	43	41	40	38	36	34	31	26	21	14	
5SWP22-5	5SWT22-5	3	4		53	52	50	48	45	43	39	33	26	18	
-	5SWT22-7	4	5.5		75	72	70	67	64	60	54	46	37	25	
-	5SWT22-9	5.5	7.5		96	93	90	86	82	77	69	59	47	32	
-	5SWT22-11	7.5	10		117	114	110	105	100	94	85	72	57	39	
-	5SWT22-14	11	15		149	145	140	134	127	119	108	92	73	50	



PERFORMANCE DATA 50Hz

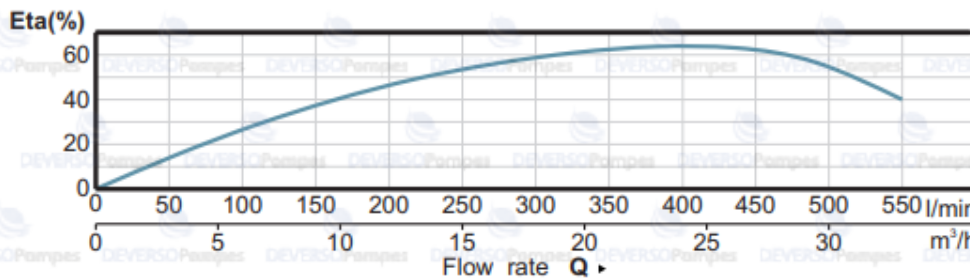
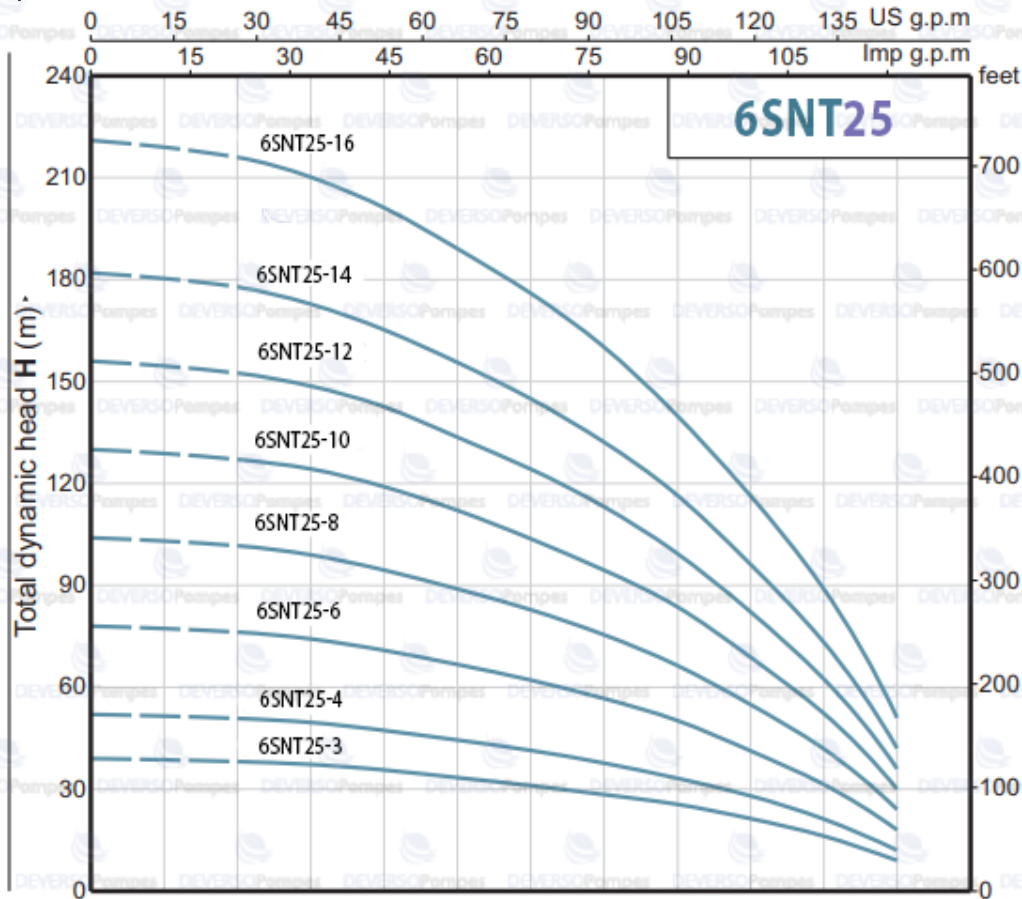
MODEL		P2		DELIVERY n ≈ 2850 1/min													
1~ 220-240V	3~ 380-415V	KW	HP	Q	m³/h	0	4.2	8.4	12.6	16.8	21.0	25.2	29.4	33.6	37.8	42	
					l/min	0	70	140	210	280	350	420	490	560	630	700	
5SWP30-3	5SWT30-3	2.2	3	H(m)	29	29	28	26	25	23	21	19	16	13	9		
5SWP30-4	5SWT30-4	3	4		39	38	37	35	33	31	28	25	21	17	12		
-	5SWT30-5	4	5.5		49	48	46	44	42	39	35	32	27	21	15		
-	5SWT30-6	5.5	7.5		59	57	55	51	50	46	43	38	32	25	17		
-	5SWT30-8	7.5	10		79	76	73	70	67	62	57	51	43	33	23		
-	5SWT30-11	11	15		108	105	101	96	92	85	78	70	59	46	32		





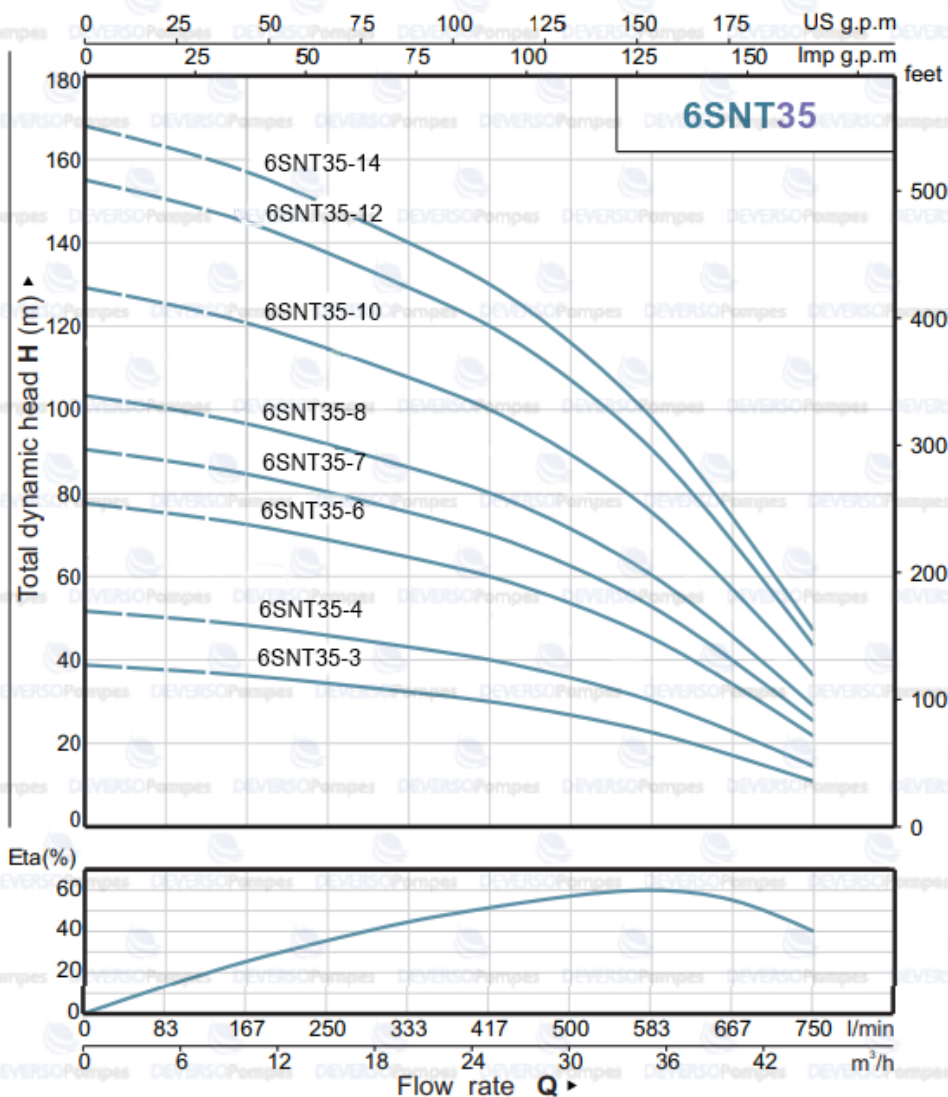
PERFORMANCE DATA 50Hz

MODEL		P2		DELIVERY n ≈ 2850 1/min									
1~ 220-240V	3~ 380-415V	KW	HP	Q	m³/h	0	3	6	9	12	15	18	21
					l/min	0	50	100	150	200	250	300	350
6SNP15-5	6SNT15-5	3	4	H(m)	72	70	68	63	56	48	36	18	
6SNP15-7	6SNT15-7	4	5.5		101	99	95	88	78	67	51	25	
6SNP15-9	6SNT15-9	5.5	7.5		129	127	122	113	100	86	66	32	
-	6SNT15-12	7.5	10		173	169	162	150	134	114	88	42	
-	6SNT15-15	9.2	12.5		216	211	203	188	167	143	109	53	
-	6SNT15-18	11	15		259	254	243	225	200	171	131	63	
-	6SNT15-21	13	17.5		302	296	284	263	234	200	153	74	
-	6SNT15-24	15	20		345	338	324	300	267	228	175	84	



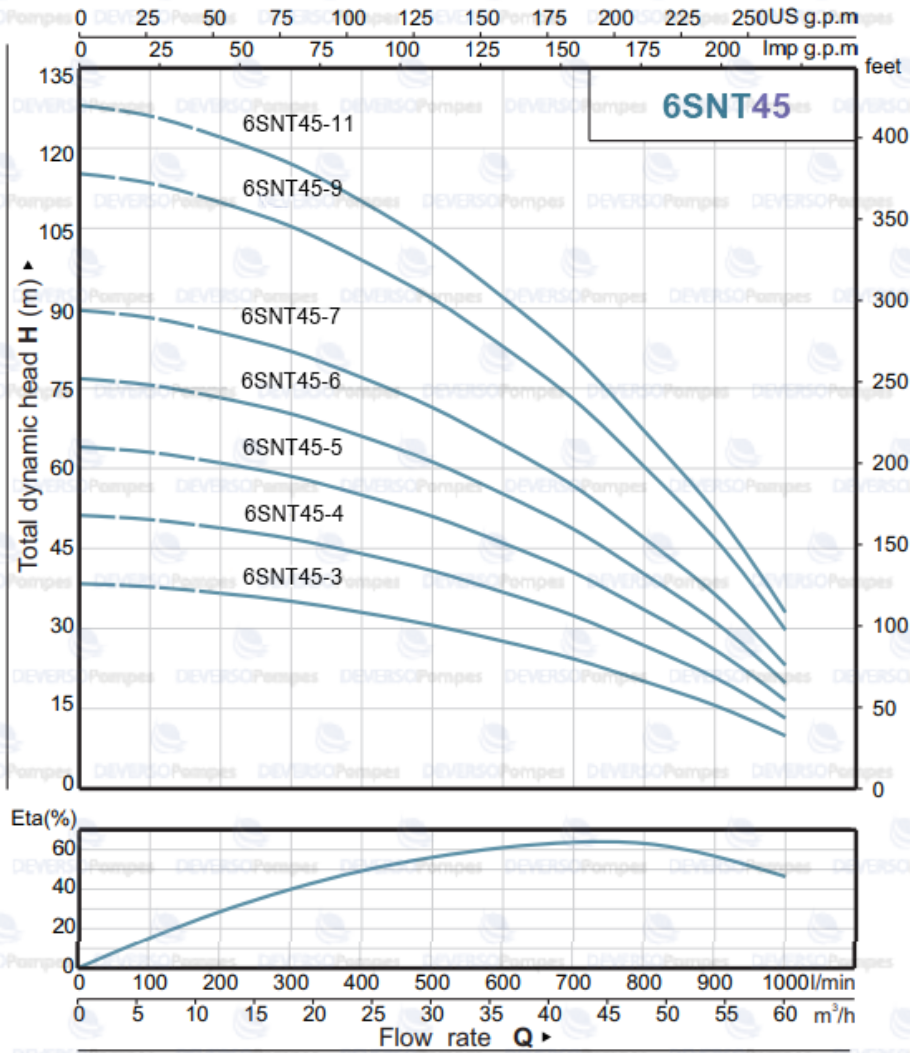
PERFORMANCE DATA 50Hz

MODEL		P2		DELIVERY n ≈ 2850 1/min													
1~ 220-240V	3~ 380-415V	KW	HP	Q	m³/h	0	3	6	9	12	15	18	21	24	27	30	33
					l/min	0	50	100	150	200	250	300	350	400	450	500	550
6SNP25-3	6SNT25-3	3	4	H(m)	45	45	45	44	42	40	38	33	28	22	16	9	
6SNP25-4	6SNT25-4	4	5.5		60	60	60	58	56	54	50	45	39	30	21	12	
6SNP25-6	6SNT25-6	5.5	7.5		90	90	89	88	85	81	76	66	58	45	32	18	
-	6SNP25-8	7.5	10		121	120	119	116	113	108	100	90	77	62	45	25	
-	6SNT25-10	9.2	12.5		150	150	149	146	141	135	126	111	97	75	55	30	
-	6SNT25-12	11	15		179	180	179	175	169	162	151	134	117	90	65	36	
-	6SNT25-14	13	17.5		209	210	209	204	197	187	176	156	136	105	76	42	
-	6SNT25-16	15	20		239	240	238	234	226	216	202	178	156	120	87	48	



PERFORMANCE DATA 50Hz

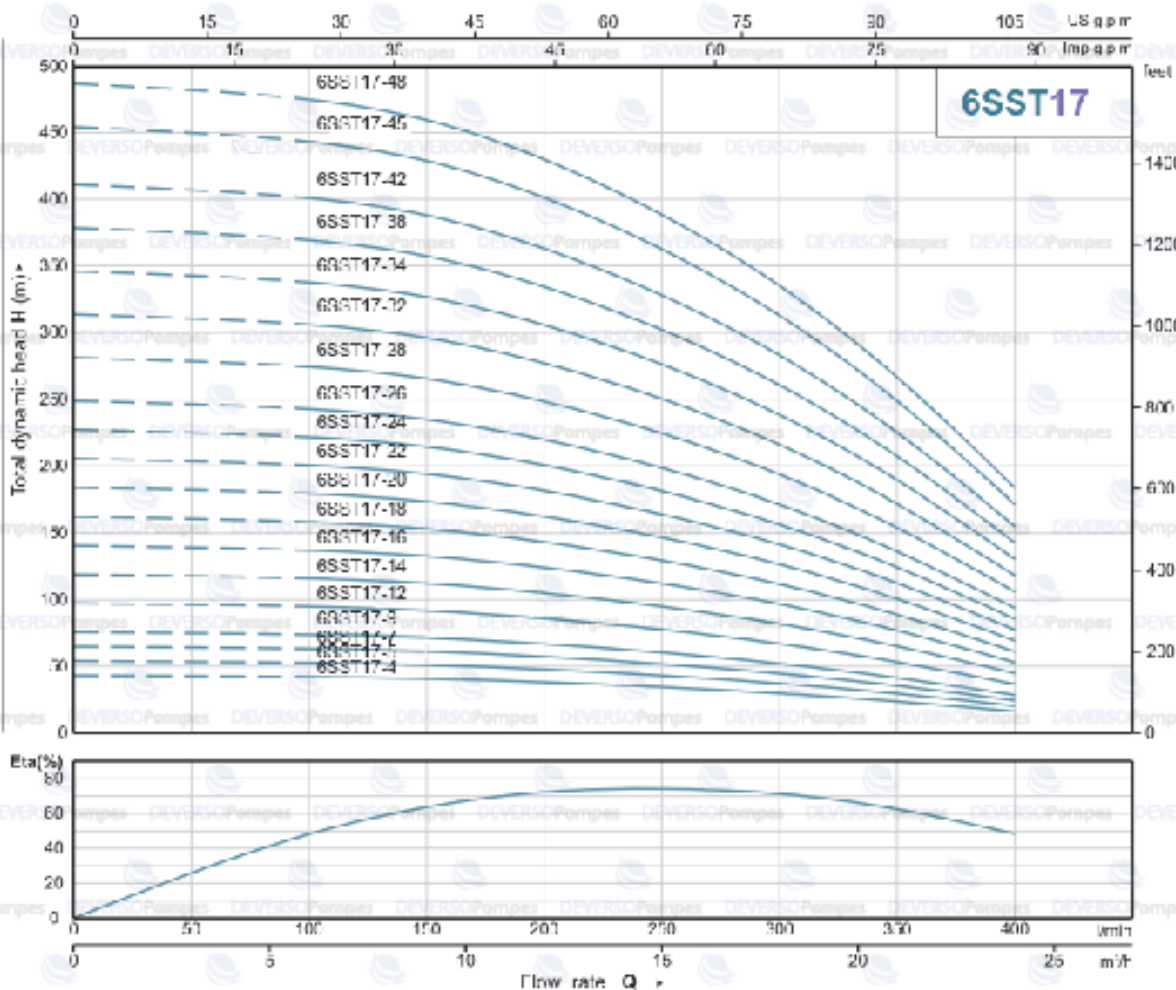
MODEL		P2		DELIVERY n ≈ 2850 1/min											
1~ 220-240V	3~ 380-415V	KW	HP	Q	m³/h	0	5	10	15	20	25	30	35	40	45
					l/min	0	83	167	250	333	417	500	583	667	750
6SNP35-3	6SNT35-3	4	5.5	H(m)	44	43	41	39	37	34	30	25	18	9	
6SNP35-4	6SNT35-4	5.5	7.5		59	57	54	52	49	45	40	33	24	12	
-	6SNT35-6	7.5	10		88	86	82	78	73	67	60	50	36	18	
-	6SNT35-7	9.2	12.5		103	100	95	91	85	78	70	58	42	21	
-	6SNT35-8	11	15		118	114	109	104	98	90	80	66	48	24	
-	6SNT35-10	13	17.5		147	143	136	130	122	112	100	83	60	30	
-	6SNT35-12	15	20		176	171	163	155	146	134	120	100	72	36	
-	6SNT35-14	18.5	25		206	200	190	181	171	157	140	116	84	42	



PERFORMANCE DATA 50Hz

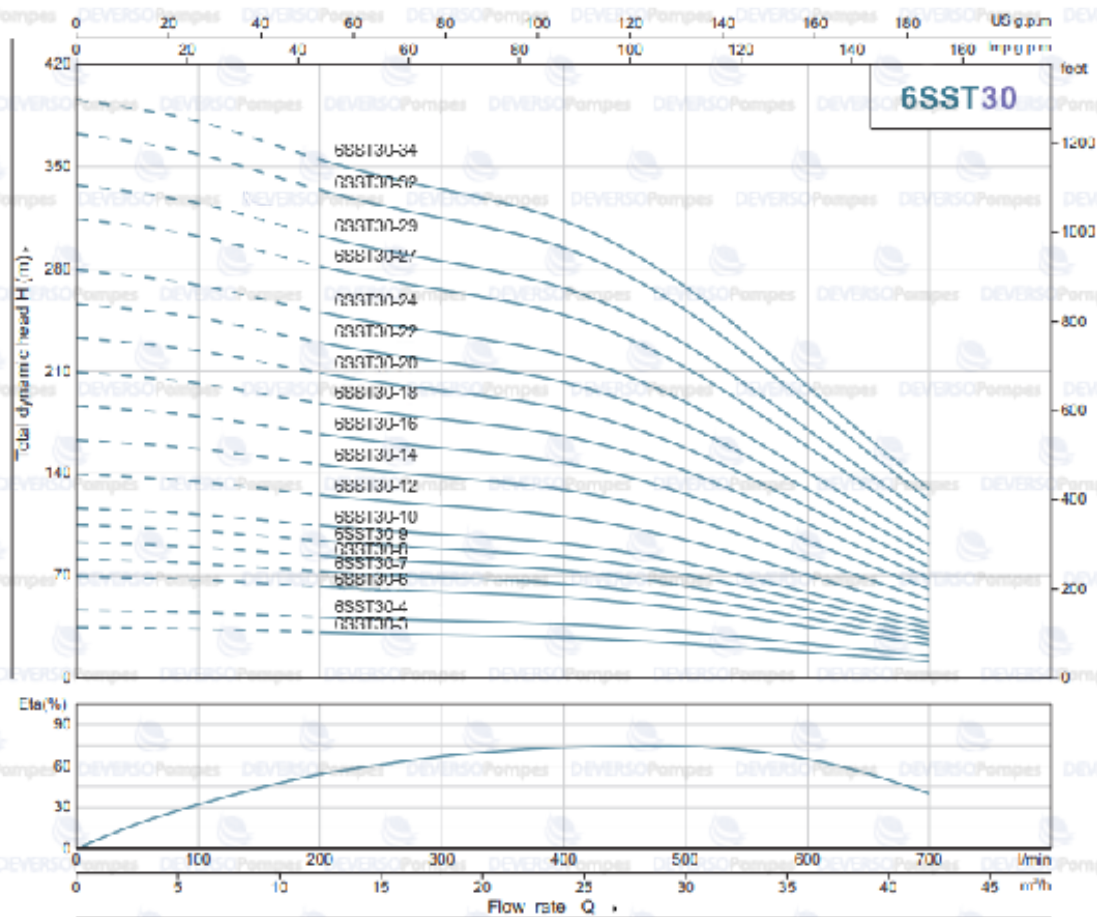
MODEL		P2		DELIVERY n ≈ 2850 1/min											
1~ 220-240V	3~ 380-415V	KW	HP	Q	m³/h	0	6	12	18	24	30	36	42	48	54
					l/min	0	100	200	300	400	500	600	700	800	900
6SNP45-3	6SNT45-3	5.5	7.5		42	40	38	35	33	30	27	23	18	11	
-	6SNT45-4	7.5	10		56	53	50	47	43	39	35	31	25	15	
-	6SNT45-5	9.2	12.5		70	67	63	58	54	49	44	39	31	19	
-	6SNT45-6	11	15		84	80	75	70	65	59	53	46	37	23	
-	6SNT45-7	13	17.5		98	93	88	82	76	69	62	54	43	27	
-	6SNT45-9	18.5	25		127	120	113	105	98	89	80	70	55	34	
-	6SNT45-11	18.5	25		155	147	138	128	120	109	98	85	67	42	





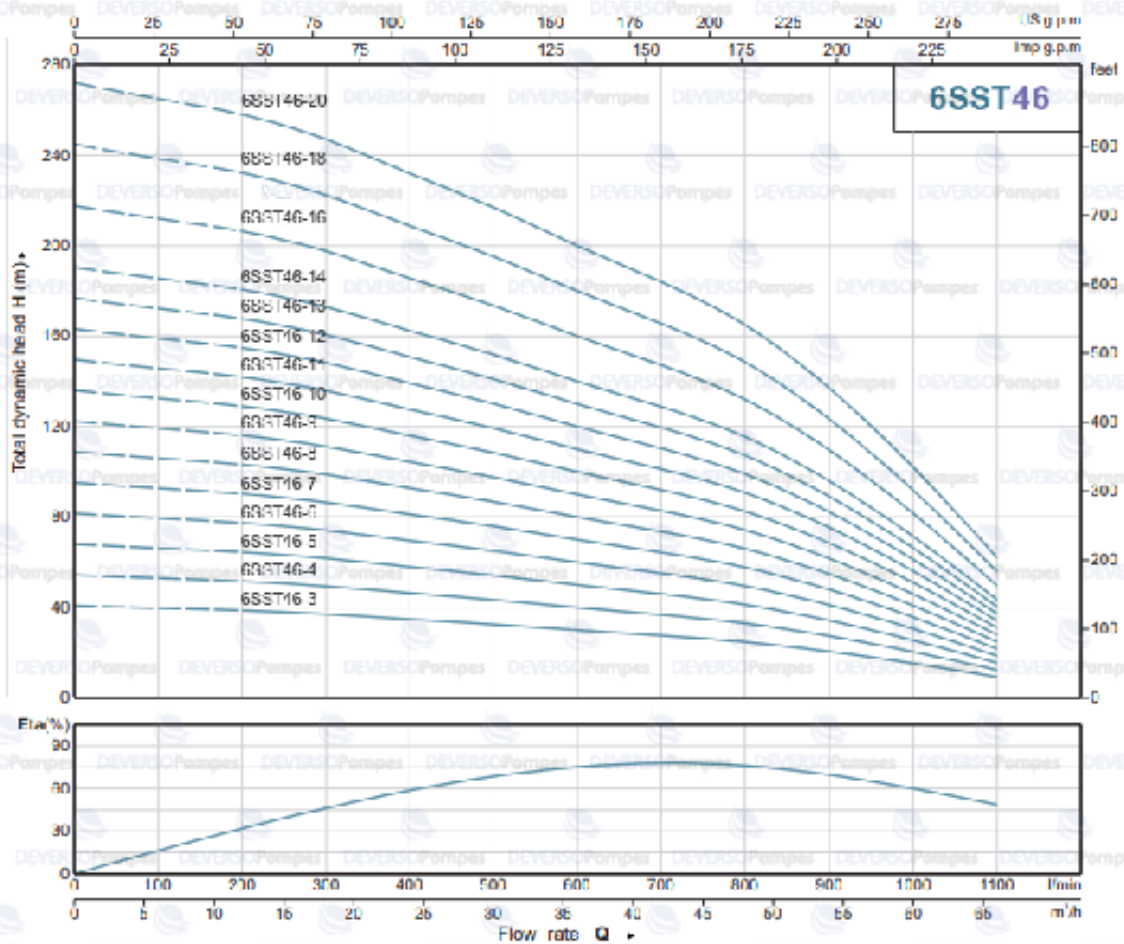
PERFORMANCE DATA 50Hz

MODEL		P2		DELIVERY n ≈ 2850 1/min										
1~ 220-240V	3~ 380-415V	KW	HP	Q	m³/h	0	3	6	9	12	15	18	21	24
					l/min	0	50	100	150	200	250	300	350	400
6SSP17-4	6SST17-4	2.2	3	H(m)	44	44	43	42	39	35	30	23	15	
6SSP17-5	6SST17-5	3	4		55	55	54	52	49	44	37	29	19	
6SSP17-7	6SST17-7	4	5.5		77	77	75	73	68	61	52	40	27	
6SSP17-9	6SST17-9	5.5	7.5		99	99	97	94	88	79	67	52	35	
-	6SST17-13	7.5	10		141	139	137	133	124	112	97	77	53	
-	6SST17-14	9.2	12.5		154	153	151	146	136	122	105	81	54	
-	6SST17-15	9.2	12.5		162	161	158	153	143	129	112	89	61	
-	6SST17-18	11	15		198	197	194	188	175	157	134	104	69	
-	6SST17-19	11	15		206	204	201	194	182	164	141	112	78	
-	6SST17-22	13	17.5		242	241	237	229	214	192	164	127	85	
-	6SST17-24	13	17.5		264	263	258	250	233	209	179	138	92	
-	6SST17-26	15	20		286	285	280	271	253	227	194	150	100	
-	6SST17-28	18.5	25		308	307	301	292	272	244	209	161	108	
-	6SST17-32	18.5	25		352	351	344	334	311	279	239	184	123	
-	6SST17-34	22	30		374	373	366	355	331	297	254	196	131	
-	6SST17-38	22	30		418	417	409	396	370	332	284	219	146	
-	6SST17-42	26	35		462	460	452	438	408	366	314	242	161	
-	6SST17-45	26	35	495	493	484	469	438	393	336	259	173		
-	6SST17-48	30	40	528	526	517	501	467	419	359	277	184		



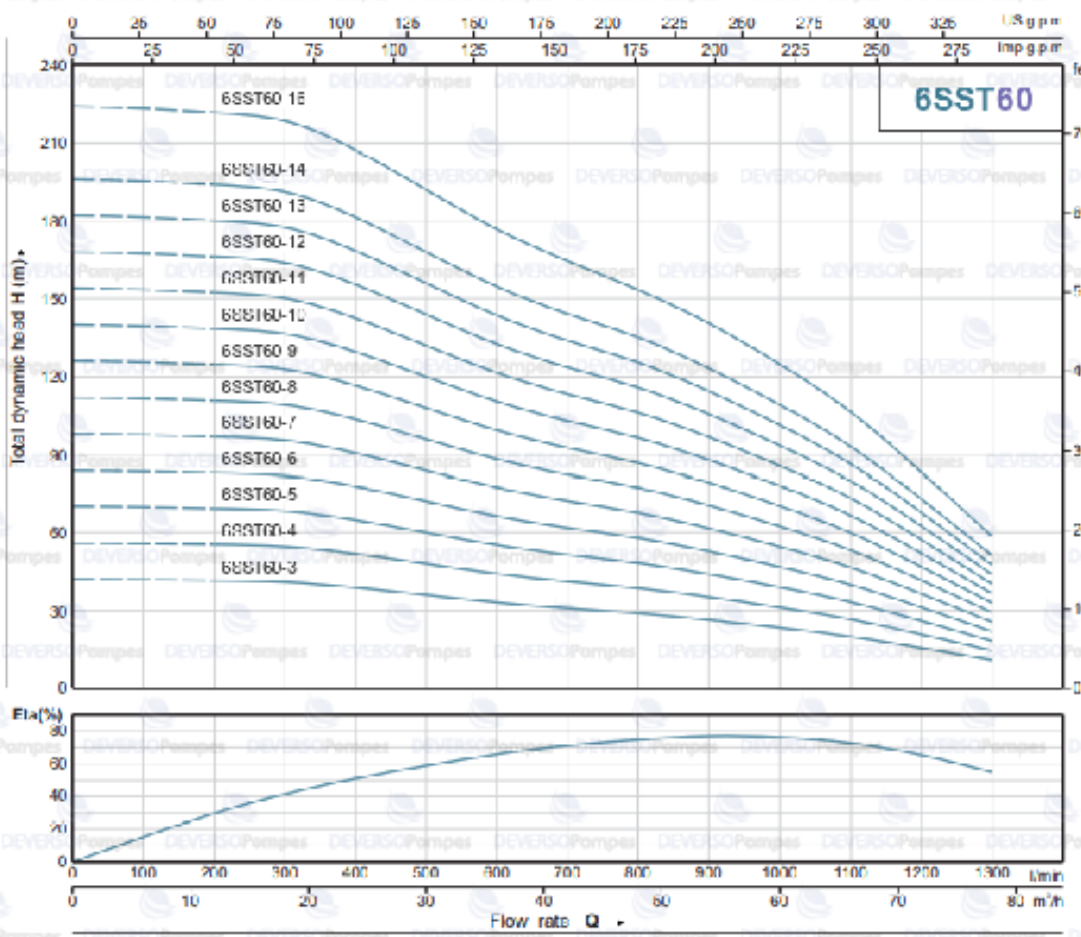
PERFORMANCE DATA 50Hz

MODEL		P2		DELIVERY $n \approx 2850$ 1/min									
1~ 220-240V	3~ 380-415V	KW	HP	Q	m³/h	0	6	12	18	24	30	36	42
					l/min	0	100	200	300	400	500	600	700
6SSP30-3	6SST30-3	3	4		34	33	32	30	28	24	19	12	
6SSP30-4	6SST30-4	4	5.5		46	44	42	40	37	32	25	16	
6SSP30-6	6SST30-6	5.5	7.5		69	66	63	60	55	47	37	24	
-	6SST30-7	7.5	10		80	77	74	70	64	55	43	28	
-	6SST30-8	7.5	10		92	89	85	80	74	63	50	33	
-	6SST30-9	9.2	12.5		103	100	95	89	83	71	56	37	
-	6SST30-10	9.2	12.5		114	111	106	99	92	79	62	41	
-	6SST30-12	11	15		137	133	127	119	110	95	74	49	
-	6SST30-14	13	17.5		160	155	148	139	129	110	87	57	
-	6SST30-16	15	20		183	177	169	159	147	126	99	65	
-	6SST30-18	18.5	25		206	199	190	179	165	142	111	73	
-	6SST30-20	18.5	25		229	221	211	199	184	158	124	81	
-	6SST30-22	22	30		252	243	232	219	202	173	136	89	
-	6SST30-24	22	30		275	266	254	239	221	189	149	98	
-	6SST30-27	26	35		309	299	285	268	248	213	167	110	
-	6SST30-29	26	35		332	321	306	288	266	228	179	118	
-	6SST30-32	30	40		366	354	338	318	294	252	198	130	
-	6SST30-34	30	40		389	376	359	338	312	268	210	138	




PERFORMANCE DATA 50Hz

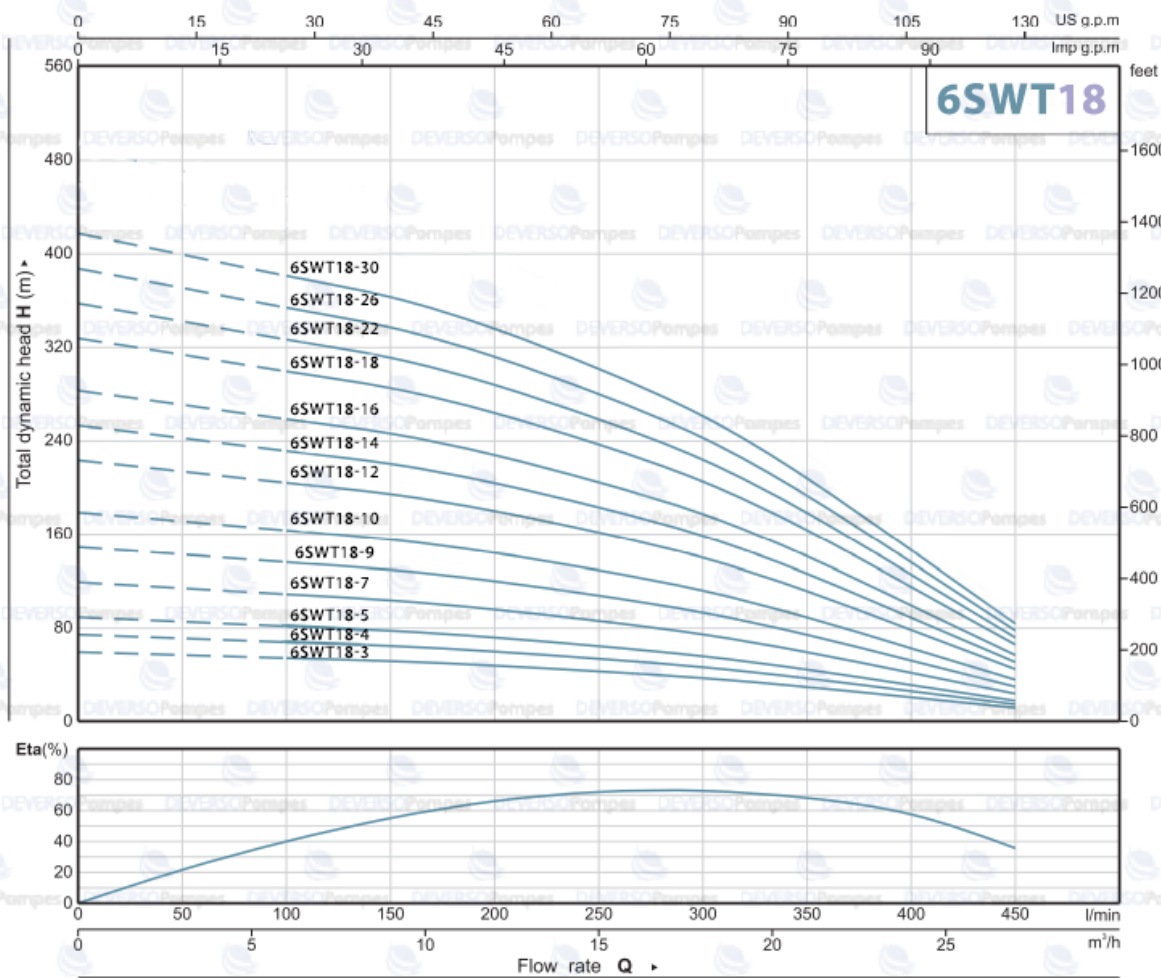
MODEL		P2		DELIVERY n ≈ 2850 1/min													
1~ 220-240V	3~ 380-415V	KW	HP	Q	m³/h	0	6	12	18	24	30	36	42	48	54	60	66
					l/min	0	100	200	300	400	500	600	700	800	900	1000	1100
6SSP46-3	6SST46-3	4	5.5	H(m)	41	40	39	37	35	32	30	28	25	20	15	9	
-	6SST46-4	5.5	7.5		54	53	52	49	46	43	40	37	33	27	20	12	
-	6SST46-5	7.5	10		68	66	65	62	58	54	50	46	41	34	25	15	
-	6SST46-6	9.5	12.5		82	80	77	74	69	65	60	55	49	41	30	18	
-	6SST46-7	11	15		95	93	90	86	81	76	70	64	58	48	36	22	
-	6SST46-8	13	17.5		109	106	103	99	93	87	80	74	66	55	41	25	
-	6SST46-9	15	20		122	119	116	111	104	97	90	83	74	61	46	28	
-	6SST46-10	15	20		136	133	129	123	116	108	100	92	82	68	51	31	
-	6SST46-11	18.5	25		149	146	142	136	127	119	110	101	91	75	56	34	
-	6SST46-12	18.5	25		163	159	155	148	139	130	120	110	99	82	61	37	
-	6SST46-13	22	30		177	172	168	160	151	141	130	120	107	89	66	40	
-	6SST46-14	22	30		190	186	181	173	162	152	140	129	115	96	71	43	
-	6SST46-16	26	35		217	212	207	197	185	173	160	147	132	109	81	49	
-	6SST46-18	30	40		245	239	233	222	209	195	180	166	149	123	92	56	
-	6SST46-20	30	40		272	265	258	247	232	217	200	184	165	137	102	62	



PERFORMANCE DATA 50Hz

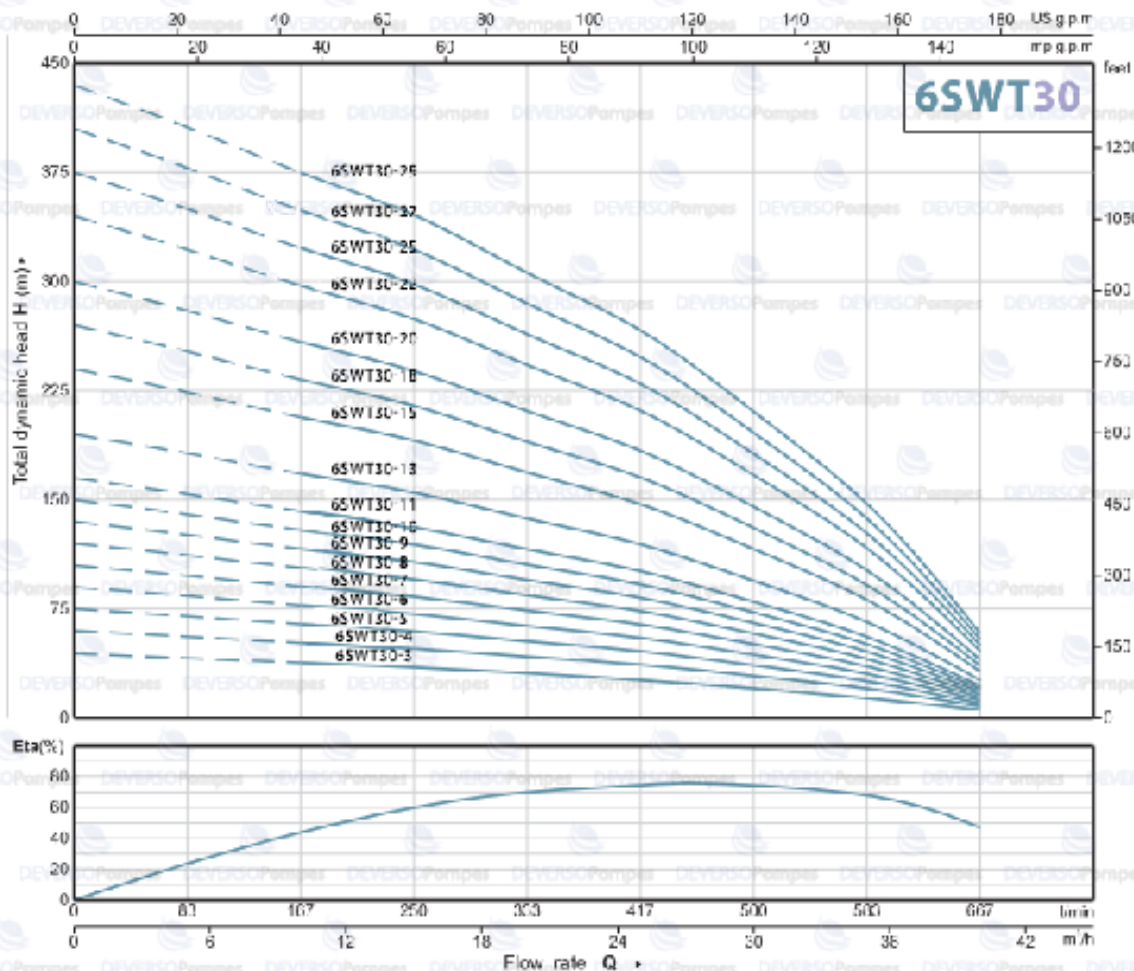
MODEL		P2		DELIVERY n ≈ 2850 1/min															
1~ 220-240V	3~ 380-415V	KW	HP	Q	m³/h	0	6	12	18	24	30	36	42	48	54	60	66	72	78
					l/min	0	100	200	300	400	500	600	700	800	900	1000	1100	1200	1300
6SSP60-3	6SST60-3	5.5	7.5	H(m)		42	42	42	41	39	36	33	31	29	26	23	20	16	11
-	6SST60-4	7.5	10		56	56	56	55	52	48	44	41	38	35	31	26	21	15	
-	6SST60-5	9.2	12.5		70	70	69	68	65	60	55	52	48	44	39	33	26	18	
-	6SST60-6	11	15		84	84	83	82	78	72	66	62	58	53	47	40	31	22	
-	6SST60-7	13	17.5		98	98	97	95	91	84	77	72	67	62	55	46	36	25	
-	6SST60-8	15	20		112	112	111	109	104	96	89	83	77	71	63	53	42	29	
-	6SST60-9	18.5	25		126	125	125	123	116	108	100	93	87	79	70	60	47	33	
-	6SST60-10	18.5	25		140	139	139	136	129	120	111	103	96	88	78	66	52	36	
-	6SST60-11	22	30		154	153	153	150	142	132	122	113	106	97	86	73	57	40	
-	6SST60-12	22	30		168	167	167	164	155	144	133	124	116	106	94	80	62	44	
-	6SST60-13	26	35		182	181	180	177	168	156	144	134	125	115	102	86	67	47	
-	6SST60-14	26	35		196	195	194	191	181	168	155	144	135	123	109	93	73	51	
-	6SST60-16	30	40		224	223	222	218	207	192	177	165	154	141	125	106	83	58	





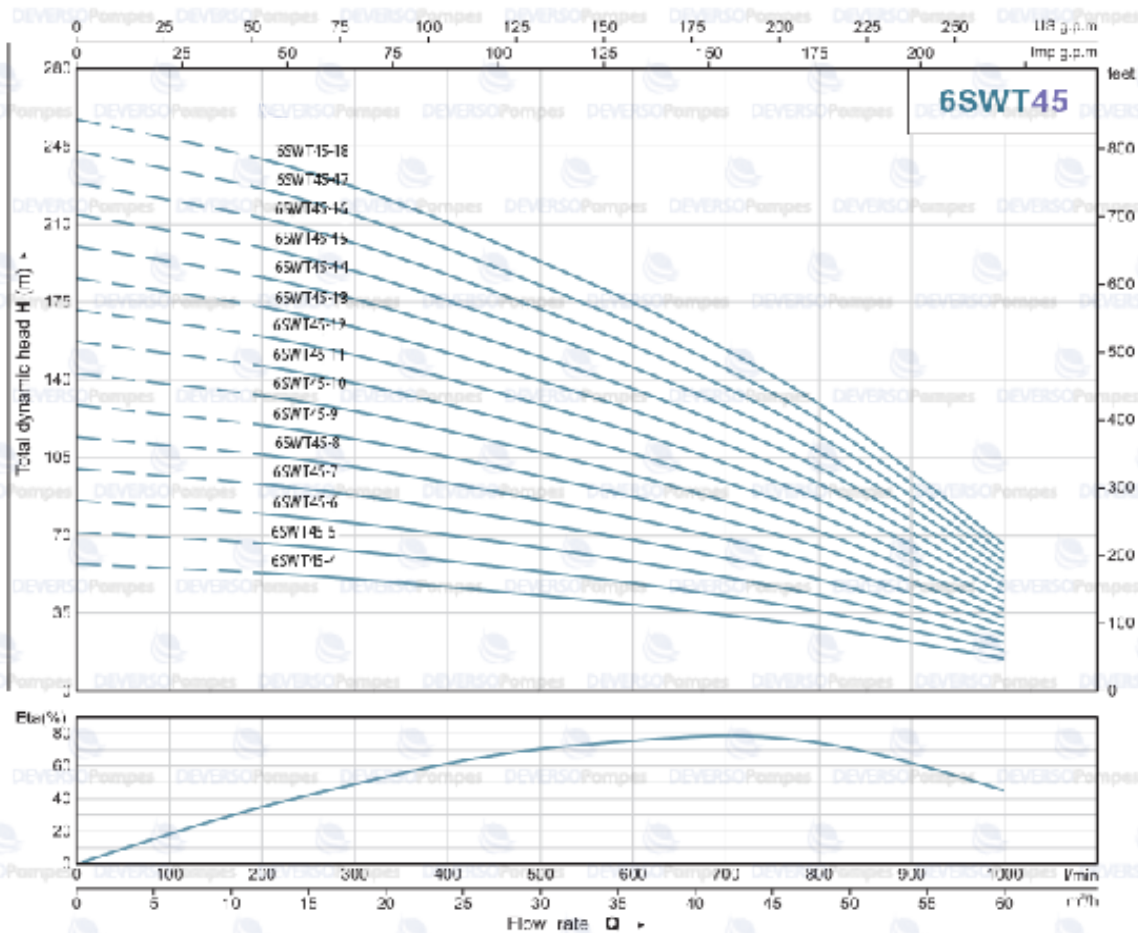
PERFORMANCE DATA 50Hz

MODEL		P2		DELIVERY n ≈ 2850 1/min												
1~ 220-240V	3~ 380-415V	KW	HP	Q	m³/h	0	3	6	9	12	15	18	21	24	27	
					l/min	0	50	100	150	200	250	300	350	400	450	
6SWP18-3	6SWT18-3	2.2	3	H(m)	45	43	40	39	36	32	28	22	16	9		
6SWP18-4	6SWT18-4	3	4		60	57	54	52	48	43	37	30	21	12		
6SWP18-5	6SWT18-5	4	5.5		75	71	67	65	60	54	47	37	26	15		
-	6SWT18-7	5.5	7.5		105	100	94	91	84	75	65	52	37	21		
-	6SWT18-9	7.5	10		135	128	121	117	108	97	84	67	47	27		
-	6SWT18-10	7.5	10		150	143	135	130	120	108	93	74	52	30		
-	6SWT18-12	9.2	12.5		180	171	162	156	144	129	112	89	63	36		
-	6SWT18-14	11	15		210	200	189	182	168	151	131	104	73	42		
-	6SWT18-16	13	17.5		240	228	216	208	192	172	149	119	84	48		
-	6SWT18-18	15	20		270	257	243	234	216	194	168	134	94	54		
-	6SWT18-22	18.5	25		330	314	297	286	264	237	205	164	115	66		
-	6SWT18-26	22	30		390	371	351	338	312	280	243	193	136	78		
-	6SWT18-30	22	30		450	428	405	390	360	323	280	223	157	90		



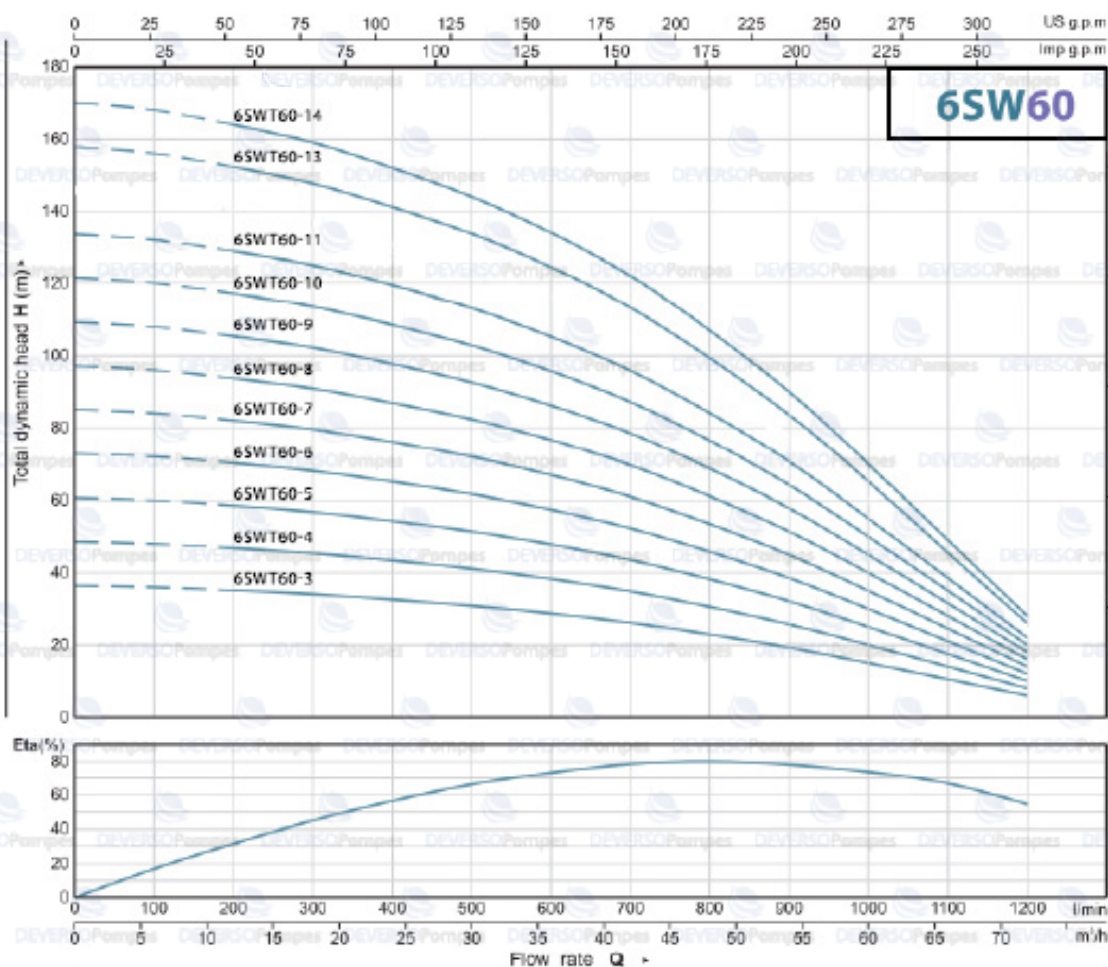
PERFORMANCE DATA 50Hz

MODEL		P2		DELIVERY n ≈ 2850 1/min										
1~ 220-240V	3~ 380-415V	KW	HP	Q	m³/h	0	5	10	15	20	25	30	35	40
					l/min	0	83	167	250	333	417	500	583	667
6SWP30-3	6SWT30-3	3	4	H(m)	45	42	39	36	32	28	22	15	6	
6SWP30-4	6SWT30-4	4	5.5		60	56	52	48	42	37	29	20	8	
6SWP30-5	6SWT30-5	5.5	7.5		75	70	65	60	53	46	36	25	10	
6SWP30-6	6SWT30-6	5.5	7.5		90	84	78	72	63	55	44	30	12	
-	6SWT30-7	7.5	10		105	98	91	84	74	64	51	35	14	
-	6SWT30-8	7.5	10		120	112	103	95	84	73	58	41	16	
-	6SWT30-9	9.2	12.5		135	126	116	107	95	83	65	46	18	
-	6SWT30-10	11	15		150	140	129	119	106	92	73	51	20	
-	6SWT30-11	11	15		165	154	142	131	116	101	80	56	22	
-	6SWT30-13	13	17.5		195	182	168	155	137	119	95	66	26	
-	6SWT30-15	15	20		225	210	194	179	158	138	109	76	30	
-	6SWT30-18	18.5	25		270	252	233	215	190	165	131	91	36	
-	6SWT30-20	22	30		300	280	259	239	211	183	146	101	40	
-	6SWT30-22	22	30		330	308	284	262	232	202	160	112	44	
-	6SWT30-25	26	35		375	350	323	298	264	229	182	127	50	
-	6SWT30-27	30	40		405	378	349	322	285	248	196	137	54	
-	6SWT30-29	30	40		435	406	375	346	306	266	211	147	58	



PERFORMANCE DATA 50Hz

MODEL		P2		DELIVERY n ≈ 2850 1/min												
1~ 220-240V	3~ 380-415V	KW	HP	Q	m³/h	0	6	12	18	24	30	36	42	48	54	60
					l/min	0	100	200	300	400	500	600	700	800	900	1000
6SWP45-4	6SWT45-4	5.5	7.5		57	55	53	50	47	43	39	34	29	22	15	
-	6SWT45-5	7.5	10		71	69	66	63	58	54	48	43	36	27	18	
-	6SWT45-6	9.2	12.5		86	83	80	76	70	64	58	51	43	33	22	
-	6SWT45-7	11	15		100	97	93	88	82	75	68	60	50	38	26	
-	6SWT45-8	11	15		114	110	106	101	94	86	78	68	58	44	29	
-	6SWT45-9	13	17.5		129	124	120	113	105	97	87	77	65	49	33	
-	6SWT45-10	15	20		143	138	133	126	117	107	97	85	72	54	36	
-	6SWT45-11	18.5	25		157	152	146	139	129	118	107	94	79	60	40	
-	6SWT45-12	18.5	25		172	166	160	151	140	129	116	103	86	65	44	
-	6SWT45-13	22	30		186	179	173	164	152	140	126	111	94	71	47	
-	6SWT45-14	22	30		200	193	186	176	164	150	136	120	101	76	51	
-	6SWT45-15	26	35		215	207	200	189	176	161	145	128	108	82	55	
-	6SWT45-16	26	35		229	221	213	202	187	172	155	137	115	87	58	
-	6SWT45-17	30	40		243	235	226	214	199	183	165	145	122	93	62	
-	6SWT45-18	30	40		257	248	239	227	211	194	175	154	130	98	66	



PERFORMANCE DATA 50Hz

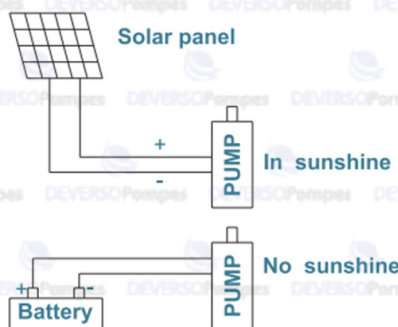
MODEL		P2		DELIVERY n ≈ 2850 1/min														
1~ 220-240V	3~ 380-415V	KW	HP	Q	m³/h	0	6	12	18	24	30	36	42	48	54	60	66	72
					l/min	0	100	200	300	400	500	600	700	800	900	1000	1100	1200
6SWP60-3	6SWT60-3	5.5	7.5	H(m)	41	40	39	37	35	33	31	28	26	24	22	19	17	
-	6SWT60-4	7.5	10		54	53	52	50	47	44	41	38	34	32	29	26	22	
-	6SWT60-5	11	15		68	67	65	62	59	55	51	47	43	40	36	32	28	
-	6SWT60-6	13	17.5		81	80	78	75	70	66	61	57	51	48	43	39	33	
-	6SWT60-7	15	20		95	93	91	87	82	76	71	66	60	55	50	45	39	
-	6SWT60-8	18.5	25		108	107	104	100	94	87	82	75	69	63	58	51	45	
-	6SWT60-9	18.5	25		122	120	117	112	105	98	92	85	77	71	65	58	50	
-	6SWT60-10	22	30		135	134	130	125	117	109	102	94	86	79	72	64	56	
-	6SWT60-11	26	35		149	147	143	138	129	120	112	104	94	87	79	71	61	
-	6SWT60-13	30	40		176	174	169	163	152	142	133	123	111	103	94	84	72	
-	6SWT60-14	30	40		189	187	182	175	164	153	143	132	120	111	101	90	78	

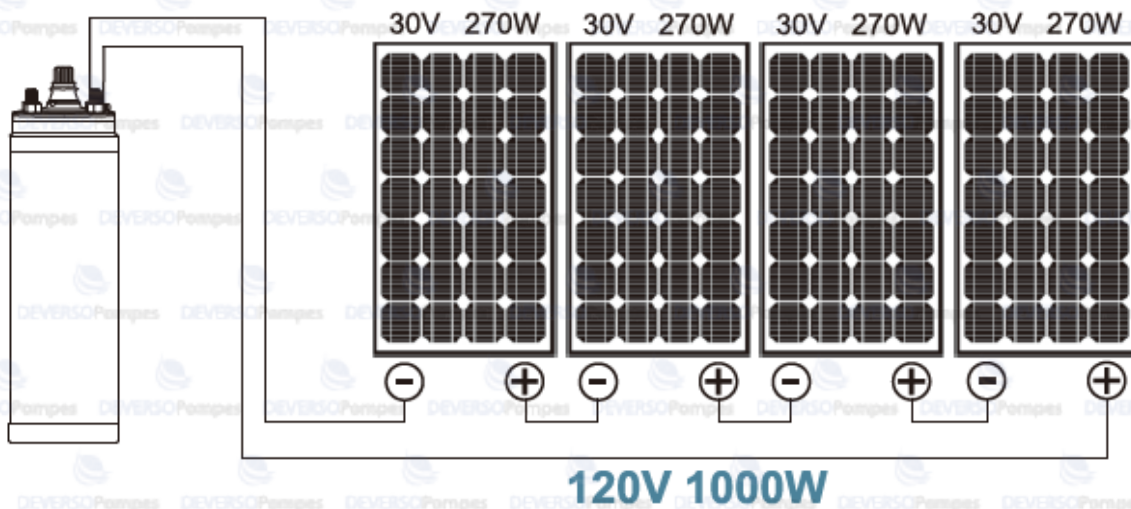
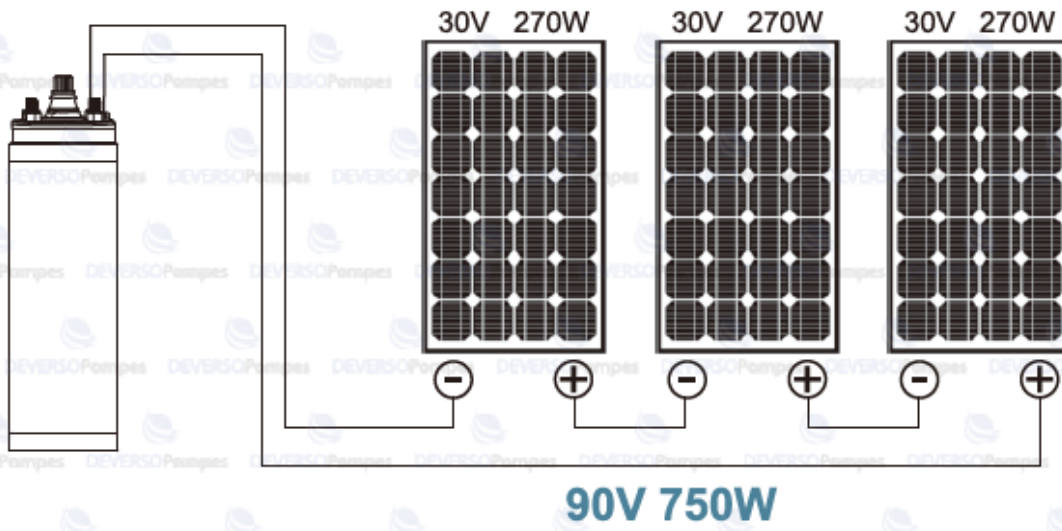
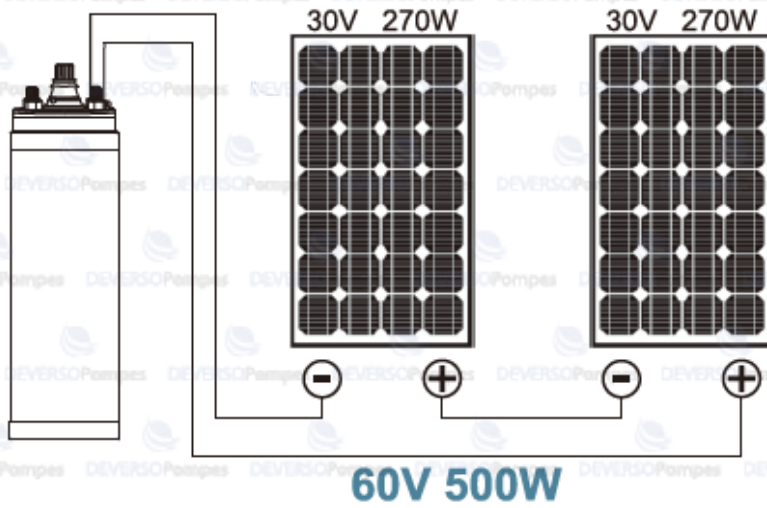


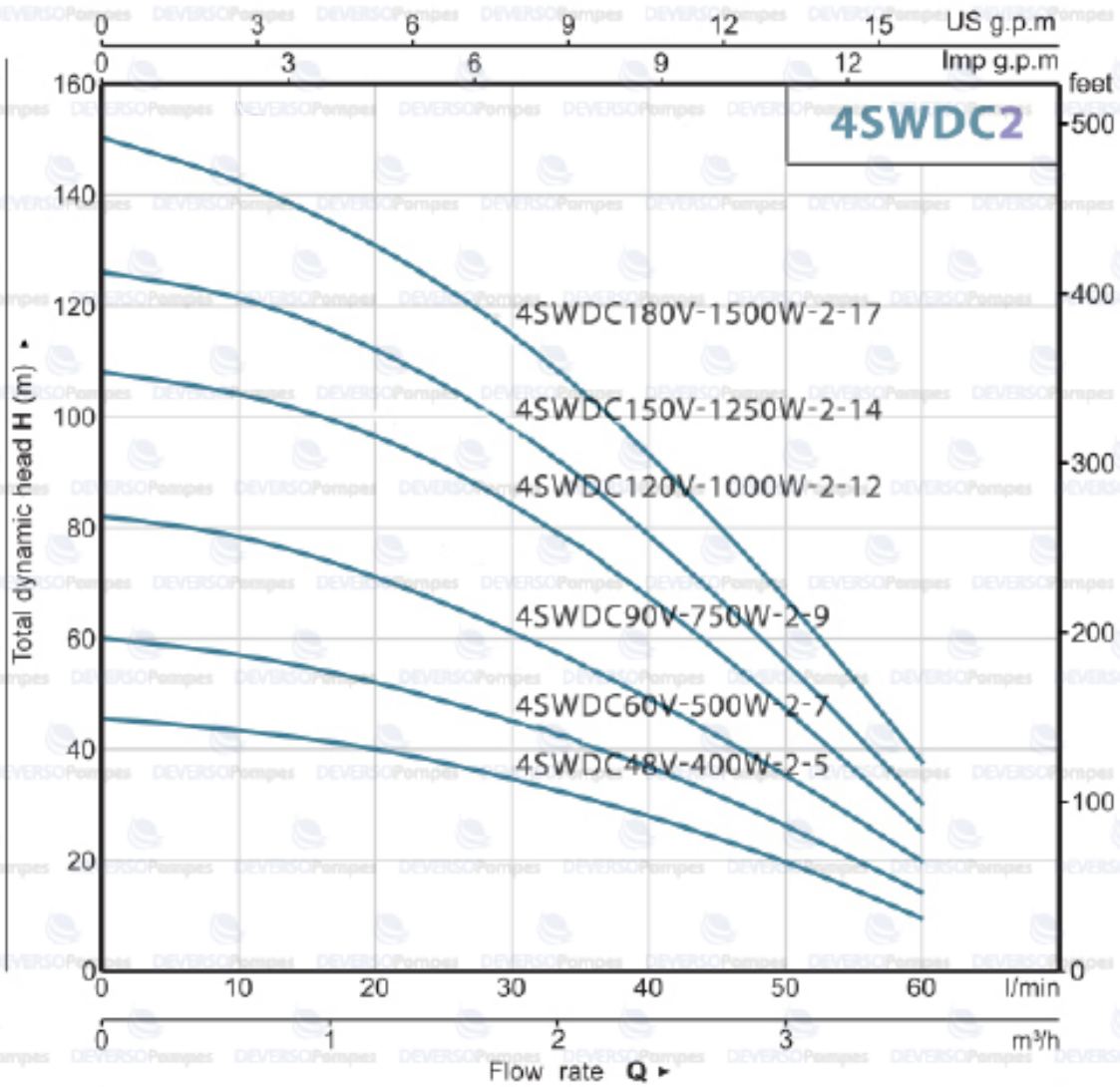
Solar panel



Installation Diagram

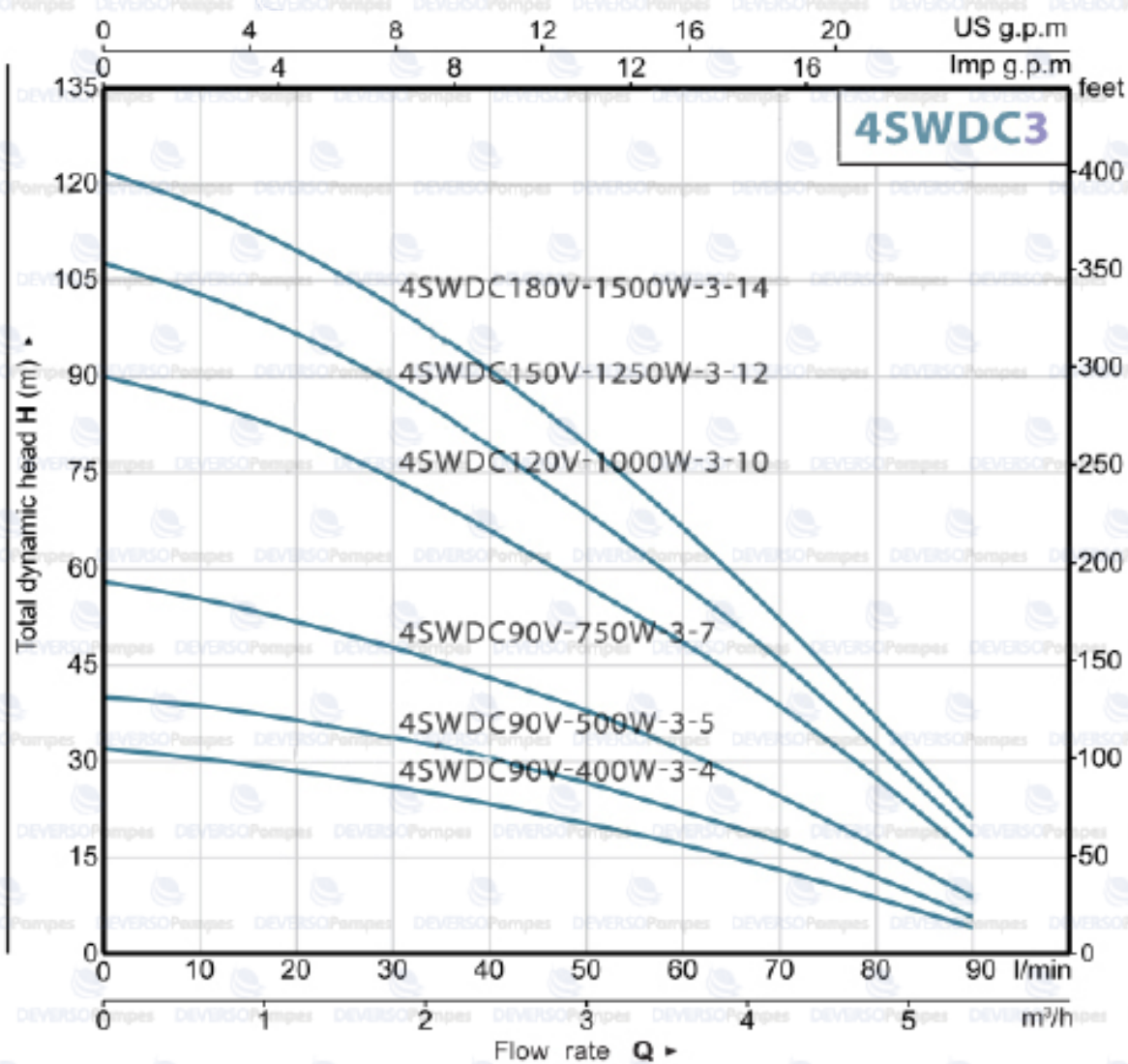






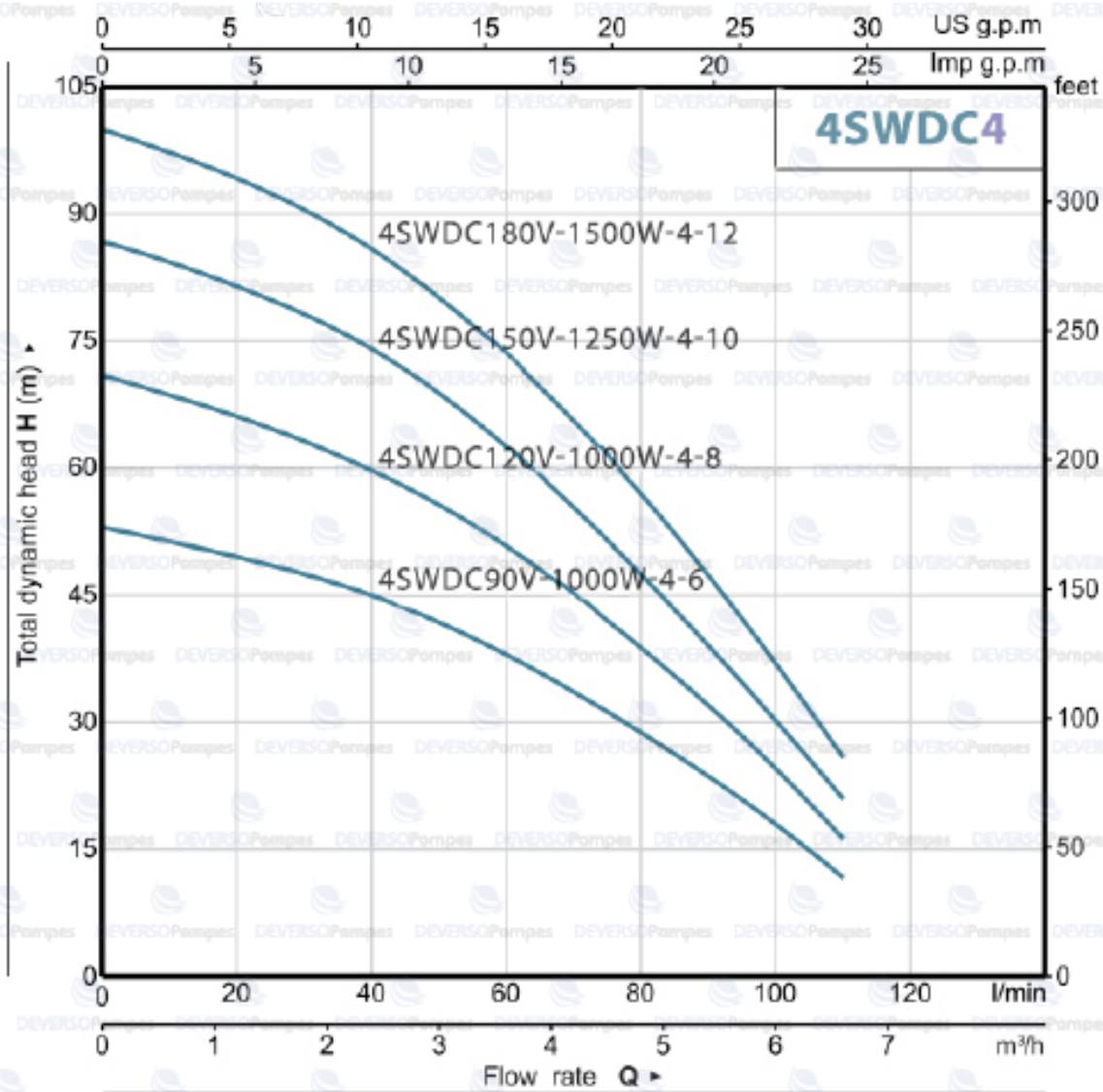
PERFORMANCE DATA 50HZ

MODEL	VOLTAGE	P1 W	DELIVERY								
			Q	m³/h	0	0.6	1.2	1.8	2.4	3.0	3.6
				l/min	0	10	20	30	40	50	60
4SWDC48V-400W-2-5	48V	400	H(m)	44	41	38	34	27	18	15	
4SWDC60V-500W-2-7	60V	500		61	58	53	47	38	25	20	
4SWDC90V-750W-2-9	90V	750		82	76	71	60	49	35	22	
4SWDC120V-1000W-2-12	120V	1000		108	104	98	84	66	48	25	
4SWDC150V-1250W-2-14	150V	1250		126	121	114	98	77	56	29	
4SWDC180V-1500W-2-17	180V	1500		150	142	133	109	90	65	37	



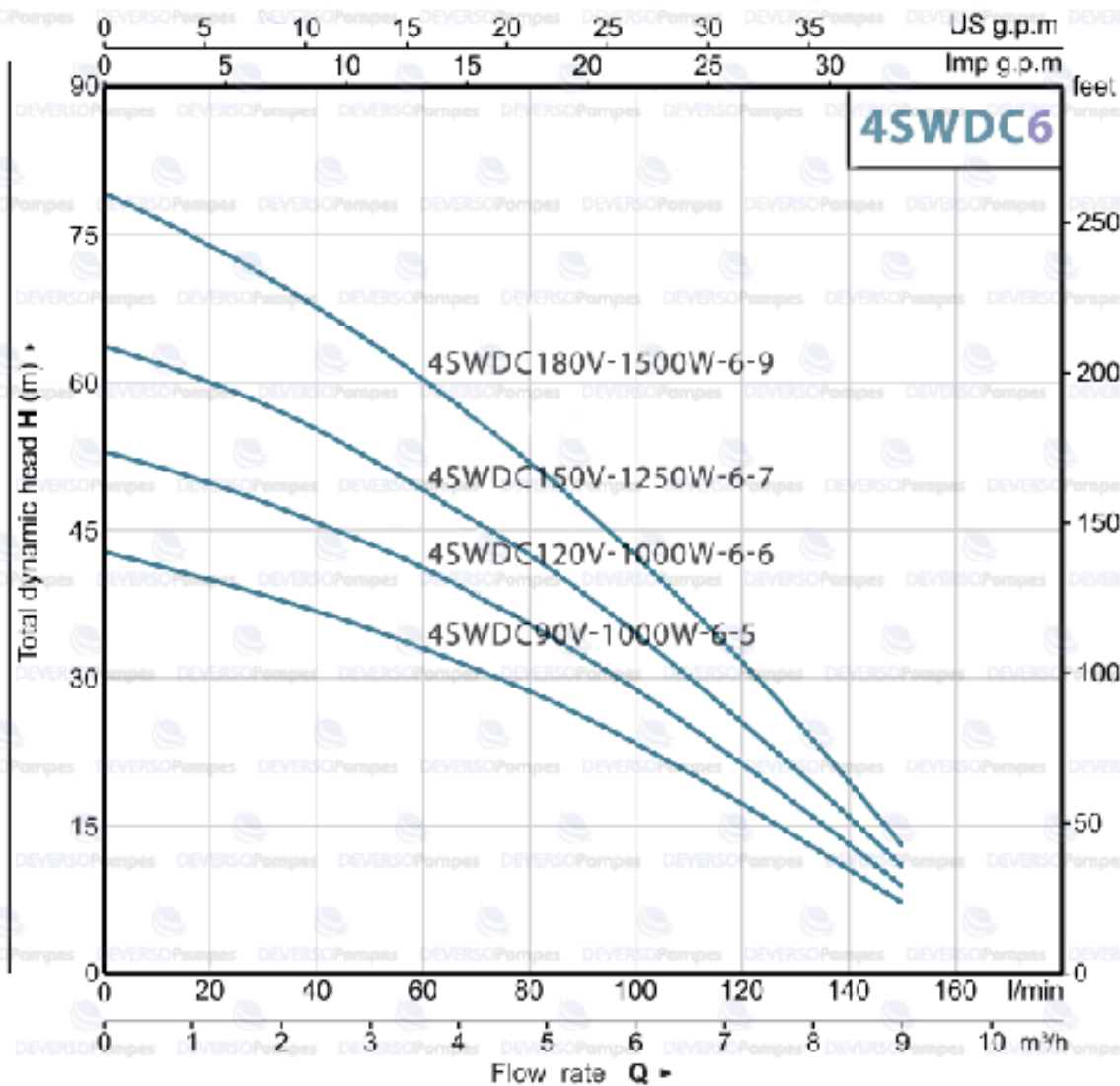
PERFORMANCE DATA 50Hz

MODEL	VOLTAGE	P1 W	DELIVERY												
			Q	m³/h	H(m)										
					0	0.6	1.2	1.8	2.4	3.0	3.6	4.2	4.8	5.4	
l/min	0	10	20	30	40	50	60	70	80	90					
4SWDC48V-400W-3-4	48V	400		32	30	28	26	23	20	16	13	9	6		
4SWDC60V-500W-3-5	60V	500		40	38	35	33	29	25	20	16	11	7		
4SWDC90V-750W-3-7	90V	750		58	54	51	47	42	37	30	24	17	11		
4SWDC120V-1000W-3-10	120V	1000		90	83	81	74	66	56	48	39	28	16		
4SWDC150V-1250W-3-12	150V	1250		108	100	97	89	79	67	58	47	34	18		
4SWDC180V-1500W-3-14	180V	1500		122	113	109	101	91	78	66	50	35	21		



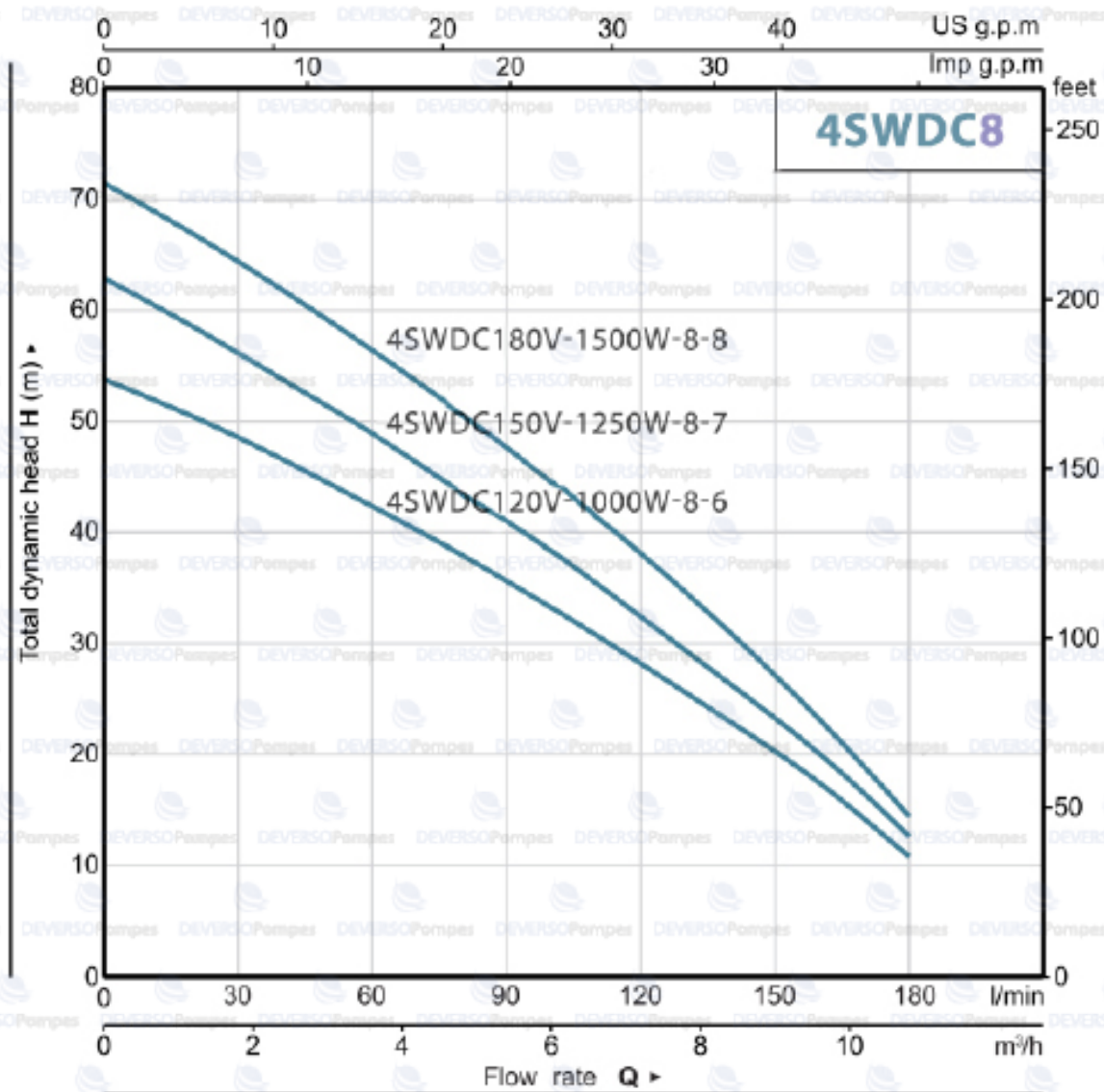
PERFORMANCE DATA 50HZ

MODEL	VOLTAGE	P1 W	DELIVERY													
			Q	H(m)												
				m ³ /h	0	1.2	2.4	3.6	4.8	6.0	6.6					
4SWDC90V-750W-4-6	90V	750	l/min	0	20	40	60	80	100	110						
4SWDC120V-1000W-4-8	120V	1000		53	49	45	38	28	18	13						
4SWDC150V-1250W-4-10	150V	1250		71	66	60	51	38	25	16						
4SWDC180V-1500W-4-12	180V	1500		88	83	75	62	47	28	19						
				99	92	86	68	52	31	22						



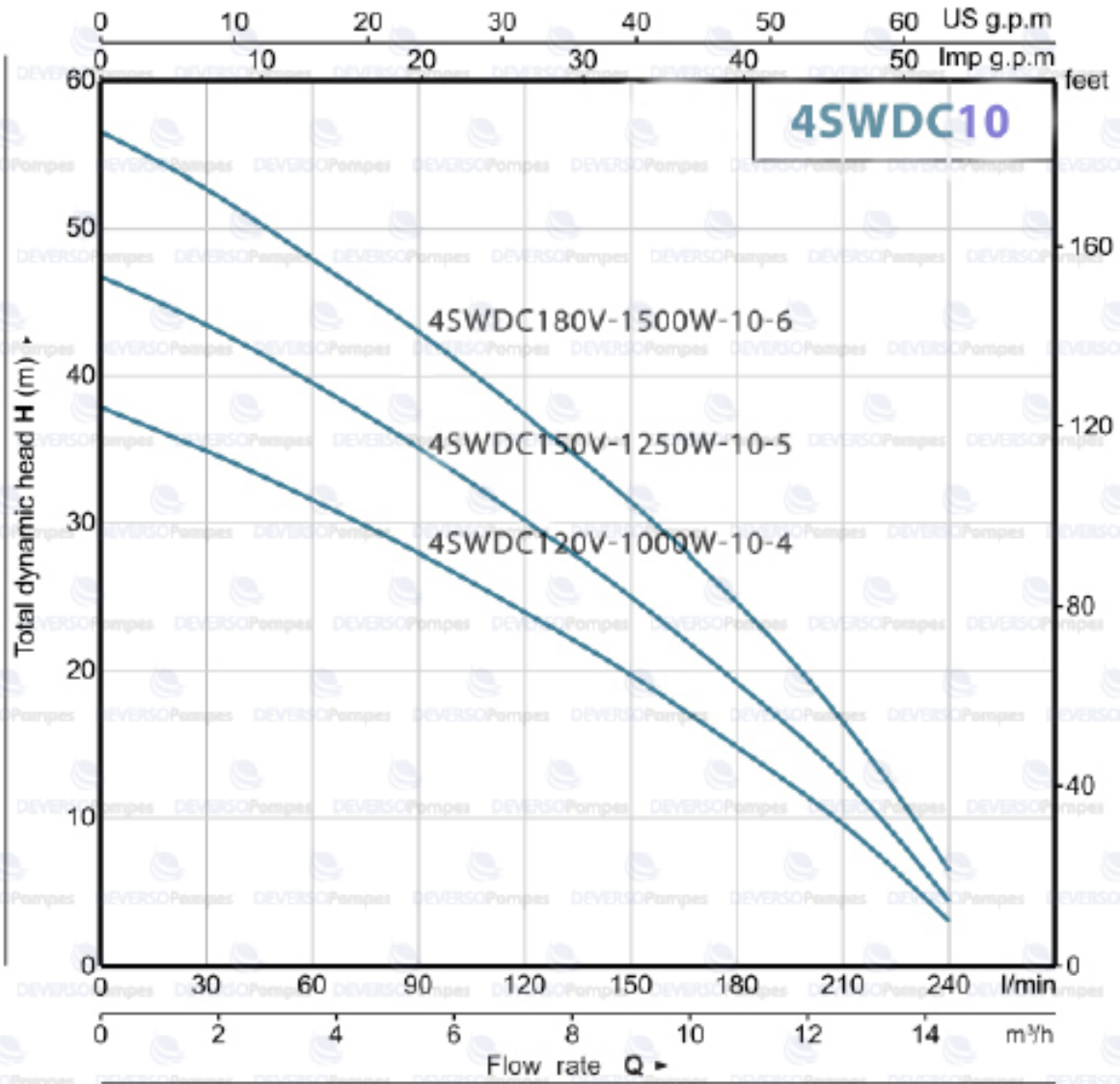
PERFORMANCE DATA 50Hz

MODEL	VOLTAGE	P1 W	DELIVERY											
			Q	m³/h	0	1.2	2.4	3.6	4.8	6.0	7.2	8.4	9.0	
				l/min	0	20	40	60	80	100	120	140	150	
4SWDC90V-750W-6-5	90V	750	H(m)	44	41	37	34	29	24	18	12	7		
4SWDC120V-1000W-6-6	120V	1000		53	49	45	41	35	29	22	14	9		
4SWDC150V-1250W-6-7	150V	1250		62	57	53	48	41	33	25	16	11		
4SWDC180V-1500W-6-9	180V	1500		79	73	67	62	53	43	33	21	13		



PERFORMANCE DATA 50Hz

MODEL	VOLTAGE	P1 W	DELIVERY								
			Q	H(m)							
				m³/h	0	1.8	3.6	5.4	7.2	9.0	10.8
4SWDC120V-1000W-8-6	120V	1000	0	52	47	38	33	26	20	11	
4SWDC150V-1250W-8-7	150V	1250	0	63	55	45	39	31	23	13	
4SWDC180V-1500W-8-8	180V	1500	0	72	62	51	44	36	26	14	



PERFORMANCE DATA 50Hz

MODEL	VOLTAGE	P1 W	DELIVERY										
			Q	m³/h	0	1.8	3.6	5.4	7.2	9.0	10.8	12.6	14.4
				l/min	0	30	60	90	120	150	180	210	240
4SWDC120V-1000W-10-4	120V	1000	H(m)	38	35	31	27	24	21	15	8	4	
4SWDC150V-1250W-10-5	150V	1250		47	43	36	32	28	23	17	10	5	
4SWDC180V-1500W-10-6	180V	1500		56	51	44	39	34	29	22	14	6	

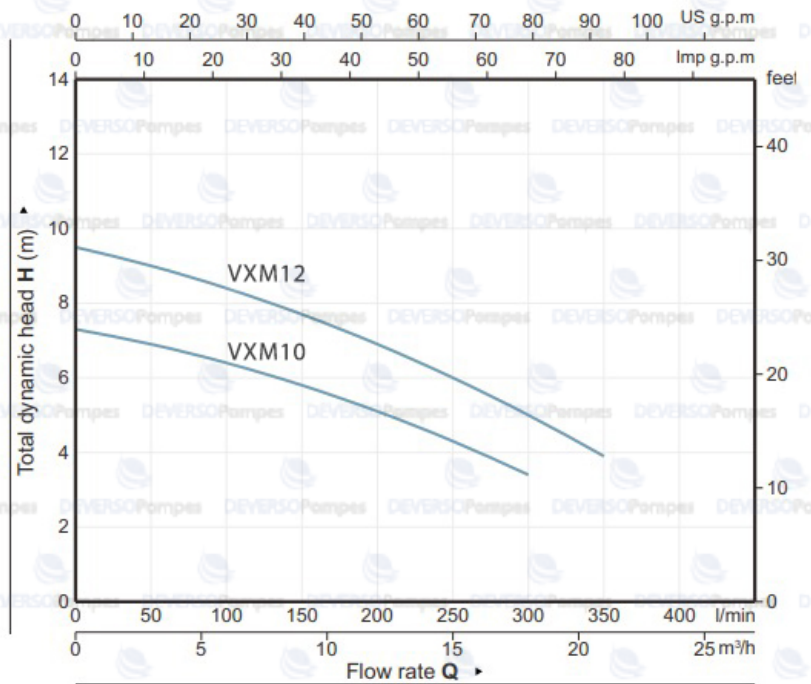
VXM



VXM-INO



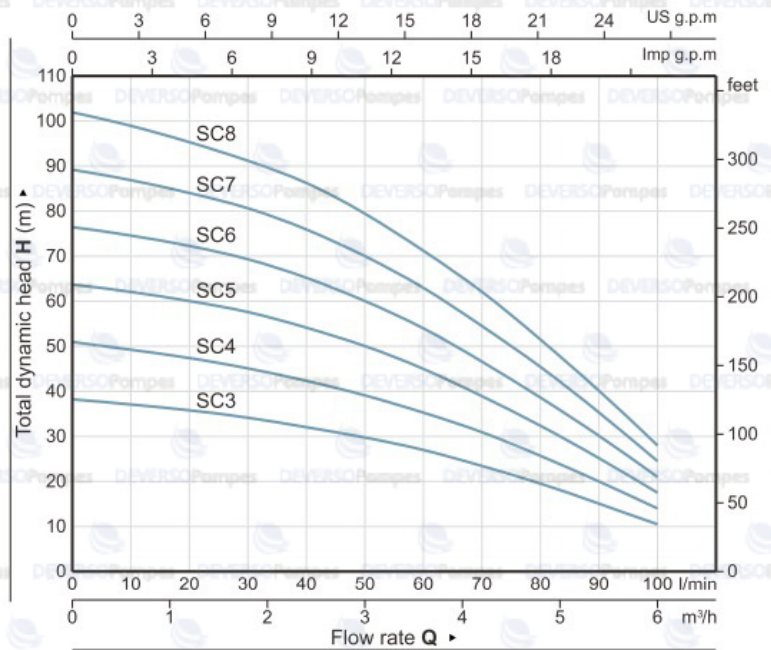
VXM



PERFORMANCE DATA 50Hz

MODEL	P ₂		DELIVERY n=2850 1/min									
	KW	HP	Q	m ³ /h	0	3	6	9	12	15	18	21
l/min				0	50	100	150	200	250	300	350	
VXM10	0.55	0.75	H(m)	7.5	6.9	6.4	5.8	5.1	4.3	3.1	-	
VXM12	0.75	1		9.5	9.0	8.4	7.7	6.9	6.0	5.0	3.9	
VXM-INO10-1	0.55	0.75		7.3	6.9	6.4	5.8	5.1	4.3	3.1	-	
VXM-INO12-1	0.75	1		9.5	9.0	8.4	7.7	6.9	6.0	5.0	3.9	

SCM



PERFORMANCE DATA 50Hz

MODEL	P ₂		DELIVERY n=2850 1/min												
	KW	HP	Q	m³/h	0	0.6	1.2	1.8	2.4	3.0	3.6	4.2	4.8	5.4	6.0
				l/min	0	10	20	30	40	50	60	70	80	90	100
SCM3	0.55	0.75	H(m)		38	37	36	35	33	30	27	23	19	15	11
SCM4	0.75	1		51	50	49	47	44	41	36	31	25	20	14	
SCM5	0.92	1.25		64	62	61	59	55	51	45	39	31	25	18	
SCM6	1.1	1.5		77	74	73	71	66	61	54	46	46	30	21	
SCM7	1.3	1.75		89	87	85	82	77	71	63	54	40	35	25	
SCM8	1.5	2		102	99	97	94	88	81	72	62	50	40	28	

